

MINISTRY OF LABOUR, HUMAN RESOURCE DEVELOPMENT AND TRAINING
(Human Resource Development and Training Division)

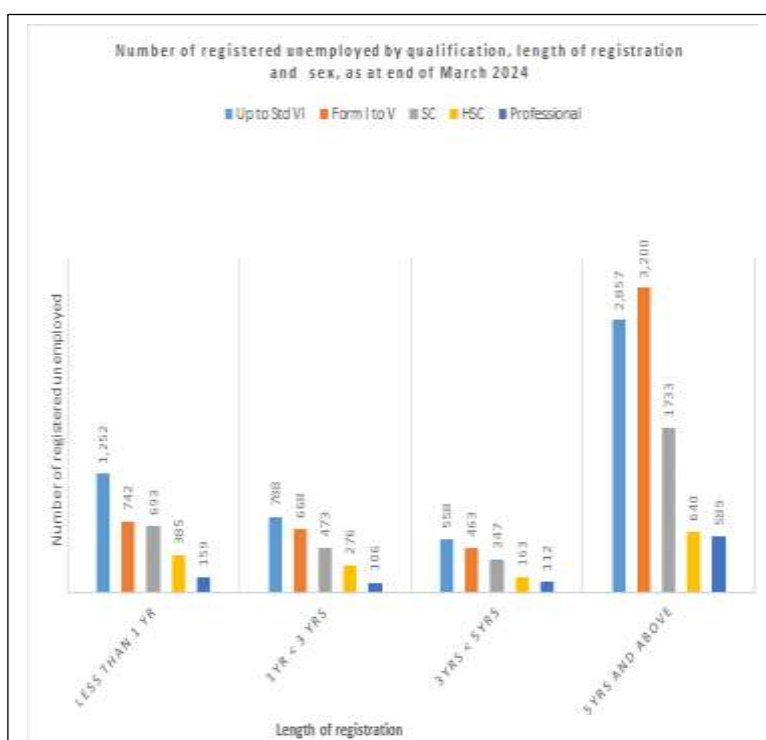
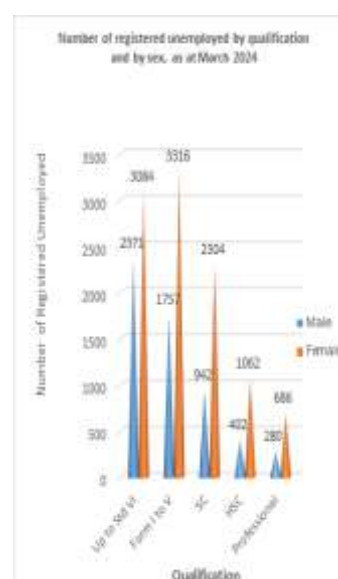
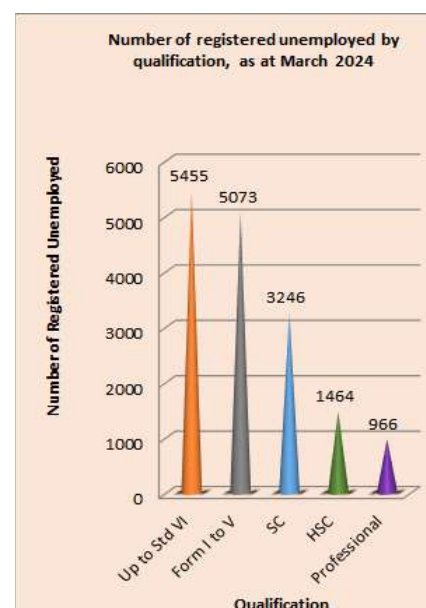
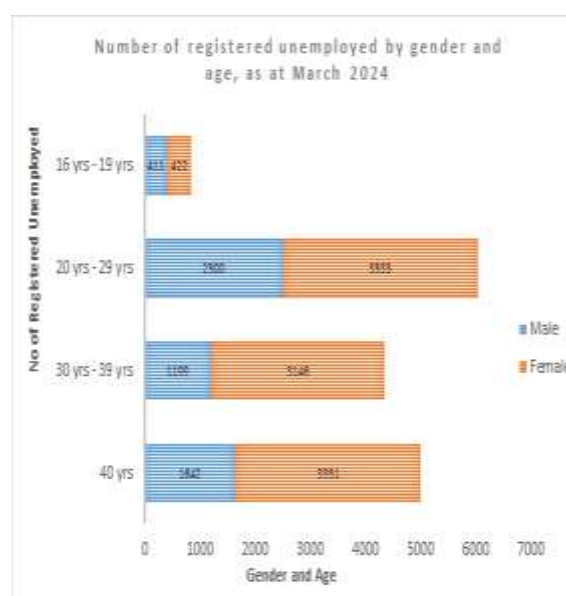
NATIONAL EMPLOYMENT DEPARTMENT
MONTHLY BULLETIN
MARCH 2024



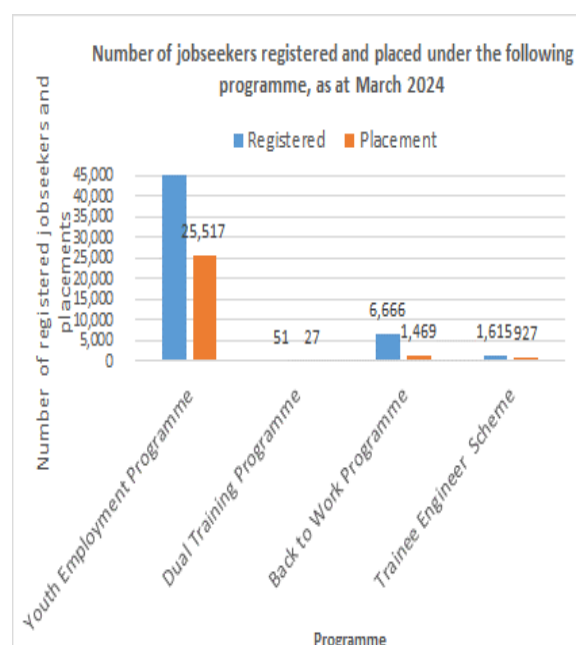
35,791 jobseekers seeking employment including (16,204) as unemployed or a better job (19,587) as at end of March 2024



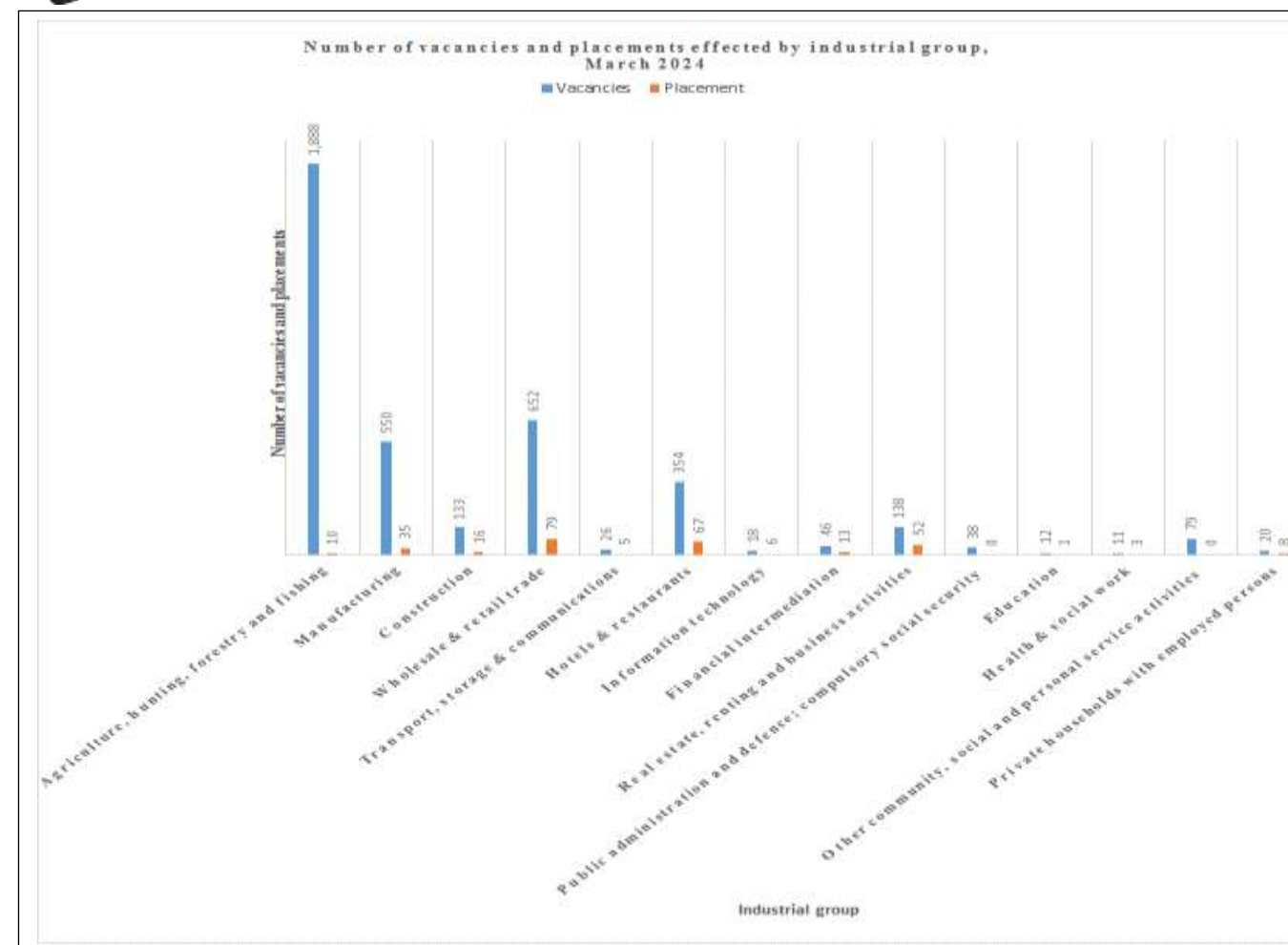
Profiling of unemployed jobseekers



Training Programmes



Vacancies & Placement – Industrial Group



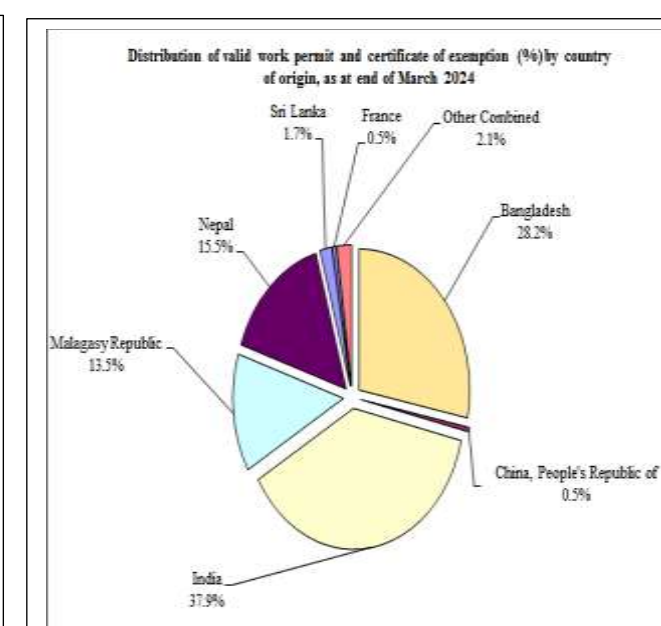
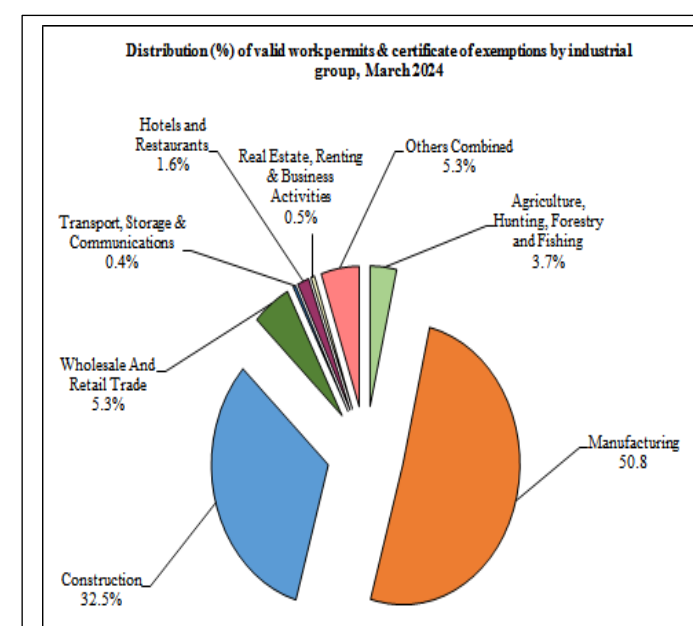
Foreign Workers (Work Permits and Certificate of Exemption: 41 286)




Male: 36 388



Female: 4 898





Please Open To View

National Employment Department Monthly Bulletin - March 2024

CONTENTS

	Page
Fact Sheet on Labour Market Indicators	4a - 4b
Section 1 - Registered unemployed in Mauritius	
1. Introduction	6 - 19
2. Registered jobseekers, as at the end of March 2024	6 - 10
Table 1 - Number of registered Unemployed and In Employment jobseekers by sex, as at end of March 2024	6
Table 2 - Registered unemployed jobseekers by age group and sex, as at end of March 2024	7
Table 3 - Registered unemployed jobseekers by qualification and sex, as at end of March 2024	8
3. In employment and seeking another job	10
4. De-registration	10
5. Vacancies	10 - 11
Table 4 - Number of vacancies notified in March 2024	10
Table 4a - Number of vacancies notified by occupation (20 and more) in March 2024	11
6. Workfare Programme	12
Table 5 - Laid off workers registered and redeployed for the month of March 2024	12
7. Magazine de L'Emploi et des Metiers	12
Table 6 - Statistics on Magazine de L'Emploi et des Metiers, as at 30 March 2024	12
8. Website of National Employment Department	13
Table 7 - Statistics on the website	13
9. Youth Employment Programme, Dual Training Programme, Back to Work Programme and Trainee Engineer Scheme	13 - 16
10. Career Guidance Service Unit	16
11. Outward Labour Migration	16
12. Job Placement	17 - 18
Table 8 - Type of placements by sex, March 2024	18
13. Work Permits and Certificates of Exemption	18 - 19
Table 9 - Number of registered unemployed by qualification, length of registration, sex & age group, as at end of March 2024	20 - 20a
10 - Number of registered Unemployed and In Employment jobseekers by EIC and sex, as at end of March 2024	21
11 - Change in number of registered unemployed by age group & sex, February 2024 - March 2024	22
12 - Number of registered unemployed by occupational group & sex, as at end of March 2024	22
13 - Number of registered unemployed by district and sex, as at end of March 2024	24
14 - Number of registered unemployed by locality and sex, as at the end of March 2024	24 - 26
15 - Number of registered unemployed with disabilities by nature of disability and sex, as at end of March 2024	27

Table 16	- Number of unemployed new registrants, re-registrants & those who reported for maintaining their registration by Employment Information Centre & sex, March 2024	28
17	- Change in the number of new unemployed registrants by educational attainment & sex, February 2024 - March 2024	29
18	- Number of new unemployed registrants by educational attainment, sex & age group, March 2024	29
19	- Number of new unemployed registrants by occupational group and sex, March 2024	30
20	- Number of In Employment new registrants, re-registrants & those who reported for maintaining their registration by Employment Information Centre & sex, March 2024	30
21	- Number of Unemployed and In Employment jobseekers de-registered by EIC and sex, March 2024	31
22	- Number of vacancies notified in EICs by industrial group and sex, March 2024	32
23	- Number of vacancies notified in the press by industrial group and sex, March 2024	32
24	- Number of vacancies notified in the press and in EICs by industrial group and skill level, March 2024	33
25	- Change in number of vacancies notified in the press and in EICs by industrial group, February 2024 - March 2024	35
26	- Number of placements effected under the Youth Employment Programme by industrial group and sex, March 2024	36
27	- Result of submission of candidates to employers for job placement effected in March 2024	37
28	- Number of placements effected by industrial group, occupation and sex, March 2024	38 - 42

Work Permits and Certificates of Exemption

Table 29	- Number of new work permits issued by industrial group, occupation and sex, March 2024	44 - 46
30	- Number of work permits renewed by industrial group, occupation and sex, March 2024	47 - 50
31	- Number of new work permits issued and renewed work permits by country of origin and sex, March 2024	51
32	- Number of new and renewed work permits by industrial group and sex, March 2024	53
33	- Number of certificates of exemption issued and renewed by country of origin & sex, March 2024	54
34	- Number of valid work permits and certificates of exemption by industrial group & sex, as at end of March 2024	55
35	- Number of valid work permits (more than 50) by occupation, as at end of March 2024	56 - 57
36	- Number of valid work permits and certificates of exemption by country of origin & sex, as at end of March 2024	58 - 59
37	- Number of valid work permits and certificates of exemption by industrial group and country of origin & sex, as at end of March 2024	60 - 64
38	- Number of valid work permits and certificates of exemption by industrial group, occupation & sex, as at end of March 2024	65 - 93

Section 2 - Registered unemployed in the Island of Rodrigues 95 - 96

Table 1.1	- Number of registered unemployed and in employment jobseekers by sex, as at end of March 2024	95
1.2	- Number of registered unemployed and in employment by sex and age group, as at end March 2024	95
1.3	- Registered unemployed jobseekers by qualification & sex, as at end of March 2024	96
1.4	- Number of registered unemployed by qualification, length of registration, sex & age group, as at end of March 2024	97 - 98
1.5	- Number of registered unemployed by occupational group & sex, as at end of March 2024	100
1.6	- Number of Unemployed and In Employment new registrants, re-registrants & those who reported for maintaining their registration by sex, March 2024	100
1.7	- Number of registered unemployed with disabilities by nature of disability and sex, as at end of March 2024	101

FIGURES

ISLAND OF MAURITIUS

Figure 1	- Registered unemployed by educational attainment, as at end of March 2024	23
2	- Number of registered unemployed by age group & sex, as at end of March 2024	23
3	- Number of vacancies by industrial group, March 2024	34
4	- Distribution (%) of vacancies by skill level, March 2024	34
5	- Distribution (%) of new work permits & renewed work permits by country of origin, March 2024	52
6	- Number of new work permits issued & renewed work permits by industrial group, March 2024	52

ISLAND OF RODRIGUES

Figure 7	- Registered unemployed by educational attainment, as at end of March 2024	99
8	- Number of registered unemployed by age group & sex, as at end of March 2024	99

Fact Sheet on Labour Market Indicators: Human Resource Development and Training Division

Indicators	Feb-24	Mar-24	Change	% Change
Registered jobseekers	36,048	35,791	-257	-1
Male	15,484	15,382	-102	-1
Female	20,564	20,409	-155	-1
Registered unemployed jobseekers	16,353	16,204	-149	-1
Male	5,814	5,752	-62	-1
Female	10,539	10,452	-87	-1
Registered In employment jobseekers	19,695	19,587	-108	-1
Male	9,670	9,630	-40	0
Female	10,025	9,957	-68	-1
Registered unemployed professional jobseekers	984	966	-18	-2
Male	284	280	-4	-1
Female	700	686	-14	-2
Registered unemployed youth jobseekers (16 - 35 years)	9,782	9,719	-63	-1
Male	3,722	3,725	3	0
Female	6,060	5,994	-66	-1
Registered new unemployed jobseekers	619	617	-2	0
Male	276	267	-9	-3
Female	343	350	7	2
Registered unemployed jobseekers with disabilities	109	112	3	3
Male	81	83	2	2
Female	28	29	1	4
Vacancies notified or advertised	3,302	3,965	663	20
Employment Information Centres	2,806	3,046	240	9
Press	496	919	1,380	278
Jobseekers referred for vacancies notified	3,006	2,915	-91	-3
Male	1,345	1,404	59	4
Female	1,661	1,511	-150	-9
Jobseekers placed	400	438	38	10
Male	166	210	44	27
Female	234	228	-6	-3
Valid work permits	33,507	34,203	696	2
Male	28,834	29,454	620	2
Female	4,673	4,749	76	2
Valid certificates of exemption	7,045	7,083	38	1
Male	6,901	6,934	33	0
Female	144	149	5	3

For more information, visit the website of the Human Resource Development and Training Division:
<https://mauritiusjobs.govmu.org>

Fact Sheet on Labour Market Indicators: Statistics Mauritius

Indicators	3 rd Quarter 2023	4 th Quarter 2023
Active Population (Labour Force)	593,300	596,100
Male	344,000	344,000
Female	249,300	252,100
Activity rate (%)	58.4	58.7
Male	70.0	70.0
Female	47.6	48.1
Employed population	556,100	559,700
Male	328,200	329,600
Female	227,900	230,100
Unemployed population	37,200	36,400
Male	15,800	14,400
Female	21,400	22,000
Unemployed with tertiary qualifications	6,400	9,500
Male	2,300	3,000
Female	4,100	6,500
Unemployed youth (16-35 years)	26,900	29,000
Male	12,000	11,600
Female	14,900	17,400
Unemployment rate (%)	6.3	6.1
Male	4.6	4.2
Female	8.6	8.7
	2023¹	2024²
GDP Growth Rate at market prices (%)	+7.0	+6.5
	2022	2023
The Headline Inflation Rate (%) for year	10.8	7.0

For more information, visit the website of Statistics Mauritius: <https://statsmauritius.govmu.org>

¹ Revised

² Forecast

SECTION I



National Employment Department Monthly Bulletin – March 2024

1. Introduction

This is a monthly bulletin prepared by the Ministry of Labour, Human Resource Development and Training to present data on registered unemployed, vacancies, placements of jobseekers and work permits. This present issue refers to the month of March 2024 for the Island of Mauritius and Island of Rodrigues.

The data are compiled based on information collected at the thirteen Employment Information Centres (EICs) throughout the island and at the different units of the National Employment Department.

Registered unemployed comprise new registrants, re-registrants and those maintaining their registration. “New registrants” refers to new jobseekers wishing to be placed on the live register of unemployed of the National Employment Department. “Re-registrants” refers to those who have ceased registration for a period not exceeding two years, and come back to be re-admitted on the live register. If the break is more than two years then the case will be considered as a new one.

2. Registered jobseekers as at the end of March 2024

The total number of registered unemployed at the end of March 2024 stood at 16,204 (5,752 males and 10,452 females). These figures include laid off workers who are registered under the Workfare Programme.

In addition to registered unemployed, 19,587 jobseekers (9,630 males and 9,957 females), who though already in employment, were registered at the Employment Information Centres, in search of a better job.

Table 1 - Number of registered Unemployed and In Employment jobseekers by sex, as at end of March 2024

Registered Jobseekers	Male	Female	Both sexes
Unemployed	5,752	10,452	16,204
In Employment	9,630	9,957	19,587
Total	15,382	20,409	35,791

2.1 Distribution of registered unemployed by sex and age, qualification, length of registration, occupational group, district, locality and disability as at the end of March 2024

2.1.1 Distribution by sex and age (Tables 2 and 9)

The proportion of females among the registered unemployed was 65% against 35% for males. The proportion of registered unemployed aged between 16 and 29 years was 51% for males and 38% among females respectively. The mean age worked out to 34 years for male and 36 years for female jobseekers. The table below provides for the profile of registered unemployed jobseekers by age group.

Table 2 - Registered unemployed jobseekers by age group and sex, as at end of March 2024

Age group	Male		Female		Total	
	Number	%	Number	%	Number	%
16-29	2,911	51	3,955	38	6,866	42
30-34	695	12	1,688	16	2,383	15
35-39	504	9	1,458	14	1,962	12
40-44	536	9	1,541	15	2,077	13
45-49	396	7	1,066	10	1,462	9
50-54	293	5	439	4	732	5
55-65	417	7	305	3	722	4
Total	5,752	100	10,452	100	16,204	100

2.1.2 Distribution by qualification (Table 9)

Among the registered unemployed, some 25% have never been to school or did not pass the Certificate of Primary Education; while about 9% possessed the CPE as the only qualification. Another 31% have followed secondary education (Form I to V), without passing the School Certificate. The proportion of registered unemployed with SC, HSC and tertiary education were 20%, 9% and 6% respectively.

In general, female registered unemployed are more qualified than their male counterparts. The percentage of males and females who did not possess their Certificate of Primary Education was 31% and 21% respectively. On the other hand, 16% of males and 22% of females registered unemployed have attained the School Certificate, 7% of males and 10% of females the Higher School Certificate and 5% of males and 7% of females as professionals. The next table provides for the profile of registered unemployed jobseekers by qualification and sex.

Table 3 - Registered unemployed jobseekers by qualification and sex, as at end of March 2024

Qualification	Male		Female		Total	
	Number	%	Number	%	Number	%
Education Nil + Std VI Failed	1,798	31	2,214	21	4,012	25
Standard VI Passed	573	10	870	8	1,443	9
Form I to V (including SC failed)	1,757	31	3,316	32	5,073	31
SC	942	16	2,304	22	3,246	20
HSC	402	7	1,062	10	1,464	9
Professional	280	5	686	7	966	6
Total	5,752	100	10,452	100	16,204	100

2.1.3 Distribution by length of registration (Table 9)

Out of the 16,204 registered unemployed as at the end of March 2024, 20% have registered for less than one year and 14% have been registered for a period between one and three years. It is to be noted that 56% have been on the registration list for five years or more. On average, an unemployed has been in registration for 3.6 years. The average length of registration for females being slightly higher than that of males, 3.7 years compared to 3.2 years.

2.1.4 Number of registered unemployed & In employment by EICs & Gender (Table 10)

Table 10 provides for the number of registered Unemployed and In Employment jobseekers by EIC and sex, as at the end of March 2024.

2.1.5 Comparison with the previous month (Table 11)

Compared to February 2024, the number of registered unemployed has decreased by 149 from 16,353 from February 2024 to 16,204 for March 2024 (Table 11).

2.1.6 Distribution by occupational group (Table 12)

Registered unemployed are classified into occupational groups according to their previous work experience or their technical or professional qualifications. Among the 16,204 unemployed registrants, (24%) were classified as “Clerical Support Workers”, (22%) were classified as “Service and Sales Workers” and (17%) were engaged in “Elementary Occupations. About (6%) had never worked and did not possess any technical or professional qualifications while (6%) were classified as “Managers; Professionals”.

2.1.7 Geographical distribution (Tables 13 & 14)

Table 13 gives the distribution of registered unemployed by district and sex. An analysis of registered unemployed by locality shows that the region of Port Louis had the greatest number of registered unemployed (1,879) followed by Quatre Bornes and Vacoas (844 and 822 respectively). The lowest number of registered unemployed are at Tamarin (20), followed by Baie Du Cap (26) and Case Noyale (30).

2.1.8 Registered unemployed with disabilities (Table 15)

Among the 16,204 unemployed registrants, 112 persons with disabilities were looking for work comprising of 83 males and 29 females. Table 15 gives the number of registered unemployed with disabilities by their type of disability.

2.2 New registration, re-registration and maintaining registration in March 2024

2.2.1 New registration

In March 2024, 617 persons (267 males and 350 females) have registered themselves as unemployed for the first time (Table 16). Compared to February 2024, the number of new unemployed registrants has decreased by 2 from 619 for February 2024 to 617 for March 2024 (Table 17).

About 77% of the new registrants were aged between 16 and 29 years old and 12% were aged between 30 and 39 old. Those aged 40 years and above amounted to 70 i.e. 11% (Table 18).

Among years the new unemployed registrants, for the month of March 2024, 201 (33%) have never been to school or have attained only primary school level. Of these 56 (28%) have achieved the Certificate of Primary Education. Some 22% have followed the secondary education without passing the School Certificate; 22% had the School Certificate and 19% possessed the Higher School Certificate as their highest qualification. Among the new registrants, 29 (5%) were holders of professional qualifications (Table 18).

Out of the 617 new registrants, 92 persons had neither worked before nor undergone any technical or professional training. Some 23% had previous work experience or were qualified to work as “Clerical Support Workers” and 18% of the new unemployed registrants were classified under “Service and sales workers”. About 19% had been engaged in “Elementary Occupations”. Among the new registered unemployed, 39 (6%) had work experience or were qualified as “Managers; Professionals” (Table 19).

2.2.2 Re-registration and maintaining registration

The total number of re-registration for the month of March 2024 stood at 889 (383 males and 506 females). A total of 3,539 unemployed persons (1,173 males and 2,366 females) reported to the Employment Information Centres to maintain their registration (Table 16).

3. In employment and seeking another job

During the month of March 2024, 1,002 persons who, though already in employment, registered themselves at the Employment Information Centres in search of better jobs. Among them, 162 (87 males and 75 females) were new registrants and 840 (487 males and 353 females) were re-registrants (Table 20).

There were also 4,794 registrants, in employment, who reported to the Employment Information Centres to maintain their registration comprising of 2,277 males and 2,517 females.

4. De-Registration

De-Registration refers to jobseekers who fail to maintain their registration during the month and consequently their applications are removed from the live register and placed in a dormant register.

During the month of March 2024, 2,898 (1,380 males and 1,518 females) jobseekers have de-registered their application as jobseeker, out of which 1,493 (657 males and 836 females) were unemployed jobseekers and 1,405 (723 males and 682 females) as in employment jobseekers (Table 21).

5. Vacancies

In March 2024, vacancies notified to the Employment Information Centres numbered to 3,046. The highest number of vacancies being, 1,392 was advertised in the “*Agriculture, Forestry and Fishing*” sector (Table 22).

A total of 919 vacancies has been notified in the press during the month of March 2024. The highest of the vacancies were from “*Agriculture, Forestry and Fishing*” sector with 496 vacancies (Table 23).

Overall, the total number of vacancies notified for the month of March 2024 was 3,965. The next table provides for the number of vacancies notified in March 2024.

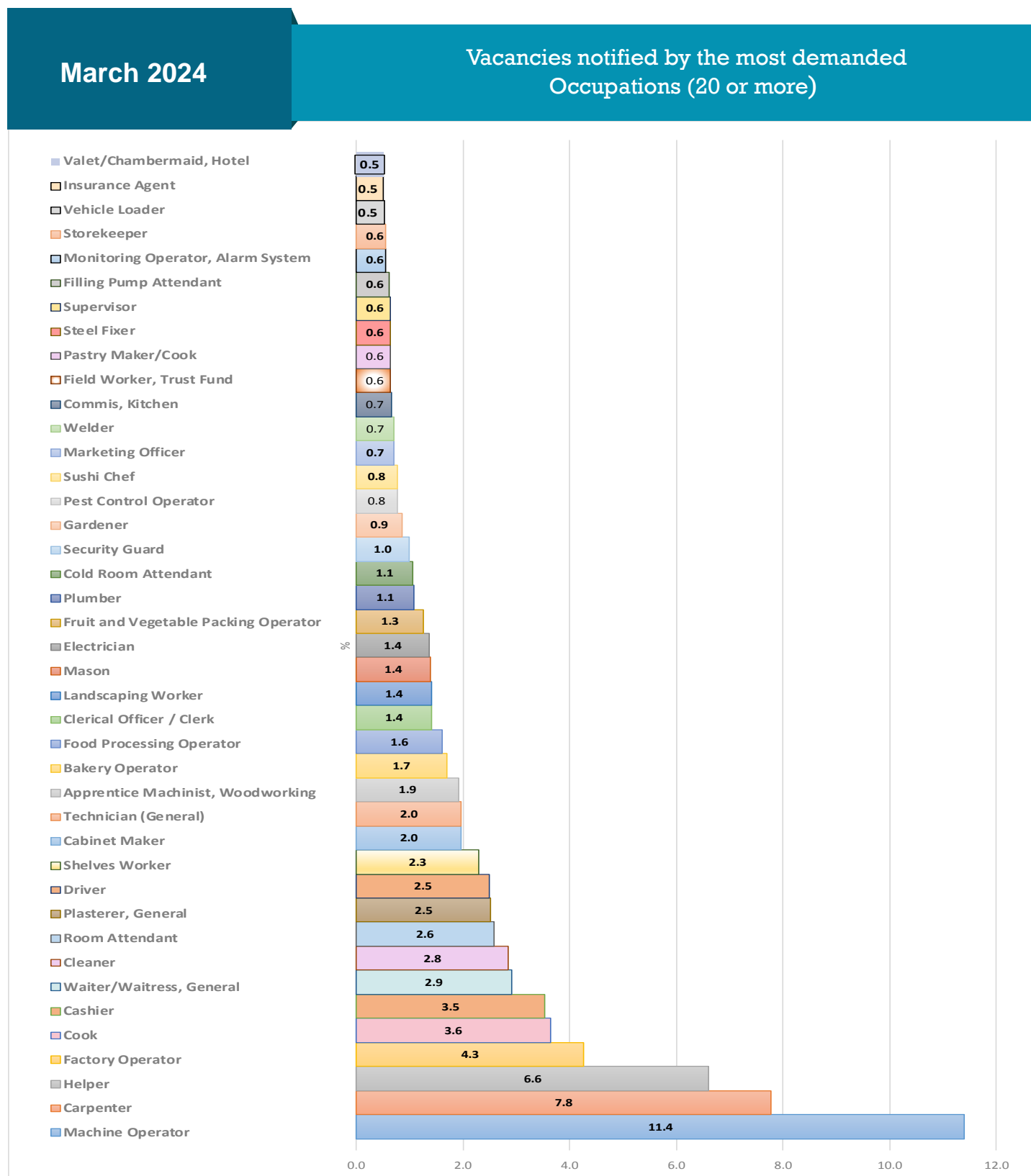
Table 4 - Number of vacancies notified in March 2024

Notification	Male	Female	Either male or female	Total
EICs	1,218	135	1,693	3,046
Press	0	1	918	919
Total	1,218	136	2,611	3,965

Table 24 shows the distribution of vacancies by industry and skill level. Compared to February 2024, the number of vacancies for the month of March 2024 has increased by 663 as shown in Table 25.

The next table provides for the number of vacancies notified by the most demanded occupations in March 2024.

Table 4a:



The most demanded vacancies in March 2024 represent 11.4% for Machine Operator, 7.8% for Carpenter and 6.6% for Helper.

6. Workfare Programme

The role of the National Employment Department is to facilitate redeployment of laid-off workers for those who have opted for job placement. The laid off workers are eligible to a Transitional Unemployment Benefit (TUB) for a period of maximum 12 months.

The number of laid-off workers still registered under the Workfare Programme as at 31 March 2024 stood at 2,478 (1,460 males, 1,018 females).

For the month of March 2024, 351 laid off workers (88 males, 263 females) were registered. 35 laid off workers (23 males, 12 females) were placed during the same month.

Table 5 - Laid off workers registered and redeployed for the month of March 2024

Reported to National Employment Department for Redeployment			Redeployed		
Male	Female	Total	Male	Female	Total
88	263	351	23	12	35

7. Magazine de L'Emploi et des Metiers



During the month of March 2024, 4 programmes consisting of 1,330 vacancies were broadcast.

Reportages were conducted on the NTRS training programme conducted by HRDC and the finance sector during the month of March 2024. 11 jobseekers (5 males and 6 females) were placed during the said month.

Since the start of the programme in 21 April 2007, the number of jobseekers placed has reached 12,317.

Table 6 - Statistics on Magazine de L'Emploi et des Metiers as at 31 March 2024

Number of programmes broadcast	988
Number of vacancies broadcast	193,902
Number of placement	12,311

8. The website of National Employment Department: <https://mauritiusjobs.govmu.org>



The website <https://mauritiusjobs.govmu.org> was launched in September 2014. The objective of the website is as follows:

- To have a dedicated and state of the art interactive website for jobseekers and employers that will be more user-friendly and responsive.
- To incorporate overseas vacancies notified in the context of the International Organization for Migration (IOM).
- To provide a quicker search engine both for jobseekers and employers.

The Benefits of the Website are:

- Jobseekers can view latest vacancies both local and abroad
- Jobseekers can apply for jobs directly
- Employers can upload their vacancies and effect quick search for potential candidates.
- Employers can view profiles of candidates, CVs, references and qualifications.
- Free of cost and accessible to intended users even on smart phones, tablets and laptops and will be linked to all the other related stakeholders dealing with employment issues.

Table 7 - Statistics on the website

Type of statistics	For the month of March 2024	As at the end of March 2024
Number of jobseekers registered	73 (35 males and 38 females)	51,336
Number of employers registered	49	6,609
Number of vacancies posted	377	39,172
Number of jobseekers placed	1 (1 female)	377

9. Youth Employment Programme, Dual Training Programme, Back to Work Programme and Trainee Engineer Scheme



9.1 The Youth Employment Programme (YEP) which started in 2013 is meant for unemployed youth aged between 16 and 35 years and provides them with training and placement in an enterprise for an initial period of one year with the possibility of one additional year of placement with another enterprise. The Programme provides for the payment of a monthly stipend to the youth as follows:

HSC : Rs 8,000
 Diploma : Rs 10,000
 Graduates: Rs 15,000

50% of the stipend is refunded to the employer by Government as well as 50% of the training cost up to a maximum of Rs 7,500 per youth.

Since December 2015, the YEP has been extended to the public sector.

According to the YEP Secretariat, there is a total number of 46,409 (20,198 males and 26, 211 females) youth registered with YEP as at 31 March 2024.

The number of Employers registered with YEP is 7,857, out of which 37% are actively participating in the recruitment process.

The number of jobseekers placed in companies through the YEP as at 31 March 2024 is 25,517 (11,368 males and 14,149 females). 18 jobseekers (10 males and 8 females) were placed in the private sector out of which 44% in “*Professional, Scientific and Technical Activities*” sector and 33% in “*Information and Communication*” sector. In addition, 9 jobseekers (4 males and 5 females) were placed in the public sector during the month of March 2024 (Table 26).



9.2 The Dual Training Programme (DTP), launched in September 2015 provides for unemployed Mauritians to follow a Diploma or Degree Course with a tertiary institution registered with either the Tertiary Education Commission or the Mauritius Qualifications Authority in fields required by the labour market, with placement in an enterprise. Under the Programme, trainees will be paid a monthly stipend of Rs 6,000 for a maximum period of three years. As for employers, they will be refunded 60% of the course fees, per year per trainee as well as the stipend for a maximum of three years. After satisfactory completion of the course, the trainees may be employed.

According to the DTP secretariat, 51 companies have registered in the DTP and 217 trainees have successfully completed their training, out of which 97 males and 120 females. The trainees have completed their training programme in different courses such as BTS Assistant de Gestion, BTS Services Informatiques aux Organisations and Technician Diploma in Mechanical and Electrical Engineering. The training institutions are Université des Mascareignes and MCCI Business School. 164 trainees have obtained permanent jobs after completion of the training.

27 trainees including 16 males and 11 females are currently on placement with private companies.



9.3 The Back to Work Programme (BTWP) which was launched in September 2015 is meant for women above 30 years of age to enable them take up or resume employment. The Programme provides for the placement of women in a job for an initial period of one year following which they might be employed. During the placement period, the women will be paid a stipend up to a maximum of Rs 10,575 and will get the opportunity of following training in a registered institution.

Employers enrolling women on placement under the Programme will be refunded the training cost up to a maximum of Rs 7,500 per woman as well as the stipend for the placement period.

According to the BTWP secretariat, as at the end of March 2024, 970 employers are registered in the programme, out of which 40% participated actively. 6,666 women are registered in the programme and 1,469 have been placed, out of which 32% in the “*Wholesale and trade*” sector and 27% in the “*Manufacturing*” sector. 762 women have obtained permanent jobs after completion of their placement.

For the month of March 2024, 73 women and 9 employers have registered for the first time, 1 unemployed woman were placed.

In addition, to further empower those women, technical courses are currently being dispensed to them by MITD. The courses are fully sponsored by this Ministry and a stipend of Rs 10,575 are paid to them at the end of the course. 545 unemployed women under the BTWP have been trained in Bakery/Pastry, Beauty Therapy, Hairdressing, Care of the Elderly and Disabled, Early Childhood care and Flower Arrangements.



9.4 Government has found that there is a bottleneck regarding pre- registration of engineers at the Council of Registered Professional Engineers (CRPE). The requirements of two years practical training under the supervision of professional engineers could not be entertained for lack of training possibilities for our graduates in engineering.

Government thus announced a special scheme in the Budget Programme 2016-2017, for the placement of trainee engineers.

The objective of the TES is to enable Graduates in engineering to qualify for registration with the Council of Registered Professional Engineers of Mauritius and to operate as full-fledged engineers.

The requirements for enlistment of trainees for the Trainee Engineer Scheme: Degree holders in engineering plus eligibility certificate stage 1 from the Council of Registered Professional Engineer.

As at 31 March 2024, the number of applications received for the scheme was 1,615 (1,190 males and 425 females). The number of placements effected in the public sector was 514 (402 males and 112 females) and in the private sector was 413 (309 males and 104 females). Most placements were made in the following fields: 46% in “*Civil Engineering*”, 21% in “*Mechanical Engineering*” and 16% in “*Electrical and Electronics Engineering*”.

19 employers of the public sector and 86 of the private sector are participating in the scheme as at 31 March 2024; while the number of placements for the month of March 2024 stood at 9 trainees including 5 trainees (4 males and 1 female) in the private sector and 4 trainees (3 males and 1 female) was effected in the public sector.

10. Career Guidance Service Unit

The main functions of the Careers Guidance Service are to:

- Establish and maintain contacts with employers, training providers and higher education establishments in order to collect and compile up-to-date career/information.
- Identify clients’ interests, skills, values and personality traits through individual/group counselling appointments, thus helping them develop a career plan.
- Conduct career related activities in schools – assisting students in their choice of subjects, training/employment and educational opportunities, thereby helping them in their career planning.
- Participate in and organize career fairs.
- Certify copies of educational certificates as “True Copy”.

The table below provides for the activities conducted during the month of March 2024

Talks in secondary schools on Careers Education Programs	8
Guidance & Counselling to the general public and students	3721
Certification of copies of educational certificates as “True Copy”	581

11. Outward Labour Migration

Recruitment by Phoenix GMI

Phoenix GMI recruited 1 male in the Electrical/Mechanical sector for the period March 2024.

Sector	Male	Female	Total
Electrical/Mechanical	1	0	1
Total	1	0	1

12. Job Placement

12.1 Placement is made according to the job requirements of employers. For the month of March 2024, 3,046 vacancies have been processed by the Employment Information Centres and 2,915 registrants were referred for employment by the latter. Out of the 2,915 (1,404 males and 1,511 females) referred jobseekers, 208 declined job offers, 369 failed to report to employers and 1,891 were not selected. There were 246 registrants who reported that they have been employed and the result of referral for 152 remaining applicants was not yet known. For the month of March 2024, placement has been effected for about 8% of the vacancies processed (Table 27).

Some vacancies for the month of February 2024 have been processed during the month of March 2024 leading to 49 additional placements being made.

As regards placement in the public sector, 127 vacancies have been reported for which 545 jobseekers have been referred and 68 jobseekers have placed for previous vacancies.

Furthermore, 35 persons registered under the “*Workfare Programme*” have been placed, 11 persons through the TV programme “*Magazine de L’Emploi et des Metiers*”, 1 person through the *Job Management system*, 18 persons through the “*Youth Employment Programme*”, 9 persons through the “*Trainee Engineer Scheme*” and 1 person through “*Outward Labour Migration*”. Thus, the total number of placements, for the month of March 2024, amounted to 438 (Table 28) and as shown below.

Table 8 - Type of placements by sex, March 2024

Type of Placement	Male		Female		Total	
	Number	%	Number	%	Number	%
EIC	131	62	164	72	295	67
Public Sector	33	16	35	15	68	16
Workfare Programme	23	11	12	5	35	8
Magazine de L’Emploi et des metiers	5	2	6	3	11	3
Job Management System	0	0	1	0	1	0
Youth Employment Programme (Public & Private)	10	5	8	4	18	4
Back to Work Programme	0	0	0	0	0	0
Dual Training Programme	0	0	0	0	0	0
Trainee Engineer Scheme (Public & Private)	7	3	2	1	9	2
Outward Labour Migration	1	0	0	0	1	0
Total	210	100	228	100	438	100

12.2 The disparity between the number of vacancies reported and the number of persons placed can be explained by unwillingness of job seekers to accept job offers and also by some criteria set by the employers. Some jobseekers refused job offers because of the conditions of work e.g. low salary, overtime or night duty. Most of the jobseekers refused the jobs offered to them as they are looking for public sector jobs. For some vacancies, no suitable candidates were available.

In some cases, employers were not satisfied with referred candidates and consequently the vacancies were filled by the employers themselves. Some candidates were not selected by employers as according to the latter they were not suitable for the work or lack previous experience. Employers were not willing to offer higher salaries, thus the jobseekers who were looking for a better pay were not selected by the employers.

12.3 A breakdown of placements by industrial group shows that the majority of the placements made were in the “*Wholesale & Retail Trade; repair of motor vehicles, motorcycles & personal and household goods*” sector (79), “*Hotels and Restaurants*” sector (67) and “*Real estate, Renting and Business Services*” sector (52). The remaining placements were effected in companies engaged in other activities (Table 28).

13. Work Permits and Certificates of Exemption

For the month of March 2024, the number of new work permits issued was 1,164 (1,081 males and 83 females). The majority of the new work permits issued was for the “*Construction*” sector (410) and “*Manufacturing*” sector with 359. (Table 29 & 32). Out of the 1,164 new work permits issued, 651 were allocated to Nepalese workers, 264 to Indian workers, and 196 to Malagasy workers (Tables 31).

The number of work permits renewed for the month of March 2024 amounted to 1,006 (825 males and 181 females) out of which 488 were for the “*Manufacturing*” sector and 393 for the “*Construction*” sector (Table 30 & 32). The majority of the work permits renewed were for Bangladeshi, Indian and Malagasy workers with 503, 305 and 102 work permits respectively as shown in Table 31.

The number of new certificates of exemption issued and renewed for the month of March 2024 amounted to 293 (232 New and 61 Renewed). The majority were from Nepal with 188 (64%) (Table 33).

The number of valid work permits as at the end of March 2024 stood at 34,203 (29,454 males and 4,749 females). Most of the foreign workers in Mauritius were working in the “*Manufacturing*” sector (61%) followed by “*Construction*” sector with 20% out of whom 18% was working as Machine Operator (Textiles), 8% as Machine Operator and 6% as Mason Grade 2 (Table 35). The number of valid certificates of exemption as at the end of March 2024 stood at 7,083 (6,934 males, 149 females).

The majority of valid certificates of exemption as at the end of March 2024 were for “*Construction*” sector (91%) with 6,418. (Tables 34).

The number of valid work permits and certificates of exemption as at the end of March 2024 stood at 41,286 (36,388 males and 4,898 females). Most of the foreign workers in Mauritius were working in the “*Manufacturing*” sector (51%) followed by “*Construction*” sector with 32% (Table 34).

The countries of origin for the valid work permits and certificates of exemption are given in Table 36. 38% of the valid work permits and certificates of exemption were for Indian workers and 28% for expatriates from Bangladesh, respectively. 53% within valid certificates of exemption was for Indian workers and 34%, 35% and 16% within valid work permits were for Bangladeshi, Indian and Malagasy workers. (Table 36).

The majority of foreigners came from Bangladesh and India work in the “*Manufacturing*” and “*Construction*” Sectors as Machine Operator (Textiles), Machine Operator and Mason Grade 2 (Table 37 and 38).

Date: 24 May 2024.

**National Employment Department,
Level 11, Victoria House,
C/R, Barracks and St. Louis Streets,
Port Louis.**

Tel : 405 0100

Email: lmunit@govmu.org

Website: <https://mauritiusjobs.govmu.org>

Table 9 - Number of registered unemployed by qualification, length of registration, sex and age-group, as at end of March 2024

		Male					Female					Both sexes				
Qualification	Age-group	16 - 19	20 - 29	30 - 39	40+	Total	16 - 19	20 - 29	30 - 39	40+	Total	16 - 19	20 - 29	30 - 39	40+	Total
	Length of Registration															
Education Nil +Std VI Failed	Less than 1 year	52	112	80	168	412	44	126	125	233	528	96	238	205	401	940
	1 yr but < 2 yrs	12	50	37	141	240	11	46	51	91	199	23	96	88	232	439
	2 yrs but < 3 yrs	2	39	12	37	90	0	27	26	29	82	2	66	38	66	172
	3 yrs but < 4 yrs	0	23	20	32	75	1	27	31	81	140	1	50	51	113	215
	4 yrs but < 5 yrs	0	34	19	32	85	0	13	39	66	118	0	47	58	98	203
	5 yrs and above	0	95	232	569	896	0	51	310	786	1,147	0	146	542	1,355	2,043
	Total	66	353	400	979	1,798	56	290	582	1,286	2,214	122	643	982	2,265	4,012
Standard VI (passed)	Less than 1 year	40	48	28	31	147	36	60	34	35	165	76	108	62	66	312
	1 yr but < 2 yrs	9	29	12	10	60	6	26	16	13	61	15	55	28	23	121
	2 yrs but < 3 yrs	0	13	2	9	24	0	18	10	4	32	0	31	12	13	56
	3 yrs but < 4 yrs	0	17	4	9	30	0	15	14	8	37	0	32	18	17	67
	4 yrs but < 5 yrs	0	18	4	2	24	0	14	22	13	49	0	32	26	15	73
	5 yrs and above	0	79	106	103	288	0	52	196	278	526	0	131	302	381	814
	Total	49	204	156	164	573	42	185	292	351	870	91	389	448	515	1,443
Form I to V (including SC failed)	Less than 1 year	156	161	28	30	375	117	162	55	33	367	273	323	83	63	742
	1 yr but < 2 yrs	20	116	5	22	163	25	113	36	30	204	45	229	41	52	367
	2 yrs but < 3 yrs	0	131	6	15	152	0	101	22	26	149	0	232	28	41	301
	3 yrs but < 4 yrs	0	92	6	10	108	0	67	16	14	97	0	159	22	24	205
	4 yrs but < 5 yrs	0	94	4	4	102	0	86	37	33	156	0	180	41	37	258
	5 yrs and above	0	316	292	249	857	0	423	929	991	2,343	0	739	1,221	1,240	3,200
	Total	176	910	341	330	1,757	142	952	1,095	1,127	3,316	318	1,862	1,436	1,457	5,073

Table 9 (cont'd) - Number of registered unemployed by qualification, length of registration, sex and age-group, as at the end of March 2024

		Male					Female					Both sexes				
Qualification	Age-group Length of Registration	16 - 19	20 - 29	30 - 39	40+	Total	16 - 19	20 - 29	30 - 39	40+	Total	16 - 19	20 - 29	30 - 39	40+	Total
SC	Less than 1 year	86	151	13	14	264	133	244	24	28	429	219	395	37	42	693
	1 yr but < 2 yrs	12	70	5	4	91	22	118	15	14	169	34	188	20	18	260
	2 yrs but < 3 yrs	0	77	3	6	86	0	111	6	10	127	0	188	9	16	213
	3 yrs but < 4 yrs	0	64	3	7	74	0	83	9	19	111	0	147	12	26	185
	4 yrs but < 5 yrs	0	54	7	3	64	0	77	14	7	98	0	131	21	10	162
	5 yrs and above	0	163	127	73	363	0	358	614	398	1,370	0	521	741	471	1,733
	Total	98	579	158	107	942	155	991	682	476	2,304	253	1,570	840	583	3,246
HSC	Less than 1 year	21	110	3	3	137	27	205	11	5	248	48	315	14	8	385
	1 yr but < 2 yrs	1	49	0	1	51	0	92	3	3	98	1	141	3	4	149
	2 yrs but < 3 yrs	0	31	0	2	33	0	91	1	2	94	0	122	1	4	127
	3 yrs but < 4 yrs	0	21	1	3	25	0	43	3	1	47	0	64	4	4	72
	4 yrs but < 5 yrs	0	25	1	1	27	0	58	2	4	64	0	83	3	5	91
	5 yrs and above	0	76	45	8	129	0	258	211	42	511	0	334	256	50	640
	Total	22	312	50	18	402	27	747	231	57	1,062	49	1,059	281	75	1,464
Professional	Less than 1 year	0	40	8	8	56	0	89	7	7	103	0	129	15	15	159
	1 yr but < 2 yrs	0	16	2	5	23	0	38	1	4	43	0	54	3	9	66
	2 yrs but < 3 yrs	0	8	2	1	11	0	27	1	1	29	0	35	3	2	40
	3 yrs but < 4 yrs	0	6	4	3	13	0	26	5	6	37	0	32	9	9	50
	4 yrs but < 5 yrs	0	18	3	0	21	0	38	1	2	41	0	56	4	2	62
	5 yrs and above	0	54	75	27	156	0	150	249	34	433	0	204	324	61	589
	Total	0	142	94	44	280	0	368	264	54	686	0	510	358	98	966
Grand total		411	2,500	1,199	1,642	5,752	422	3,533	3,146	3,351	10,452	833	6,033	4,345	4,993	16,204

Table 10 - Number of registered Unemployed and In Employment jobseekers by EIC and workfare by sex, as at end of March 2024

EIC ¹	Unemployed			In Employment			Total		
	Male	Female	Both sexes	Male	Female	Both sexes	Male	Female	Both sexes
Curepipe	91	177	268	372	438	810	463	615	1,078
Flacq	814	2355	3,169	1947	1839	3,786	2,761	4,194	6,955
Goodlands	363	787	1,150	986	918	1,904	1,349	1,705	3,054
Mahebourg	64	346	410	652	764	1,416	716	1,110	1,826
Port Louis	872	1,007	1,879	678	551	1,229	1,550	1,558	3,108
Quartier Militaire	263	698	961	831	911	1,742	1,094	1,609	2,703
Quatre Bornes	342	604	946	347	399	746	689	1,003	1,692
Riviere des Anguilles	186	536	722	660	681	1,341	846	1,217	2,063
Riviere du Rempart	172	481	653	522	530	1,052	694	1,011	1,705
Rose Belle	179	604	783	949	1012	1,961	1,128	1,616	2,744
Rose Hill	263	421	684	277	322	599	540	743	1,283
Triolet	397	829	1,226	972	1042	2,014	1,369	1,871	3,240
Vacoas	281	584	865	437	550	987	718	1,134	1,852
Workfare	1465	1023	2,488	0	0	0	1,465	1,023	2,488
Total	5,752	10,452	16,204	9,630	9,957	19,587	15,382	20,409	35,791

¹ Employment Information Centre

Number of registered Unemployed jobseekers by EIC by sex as at end of March 2024

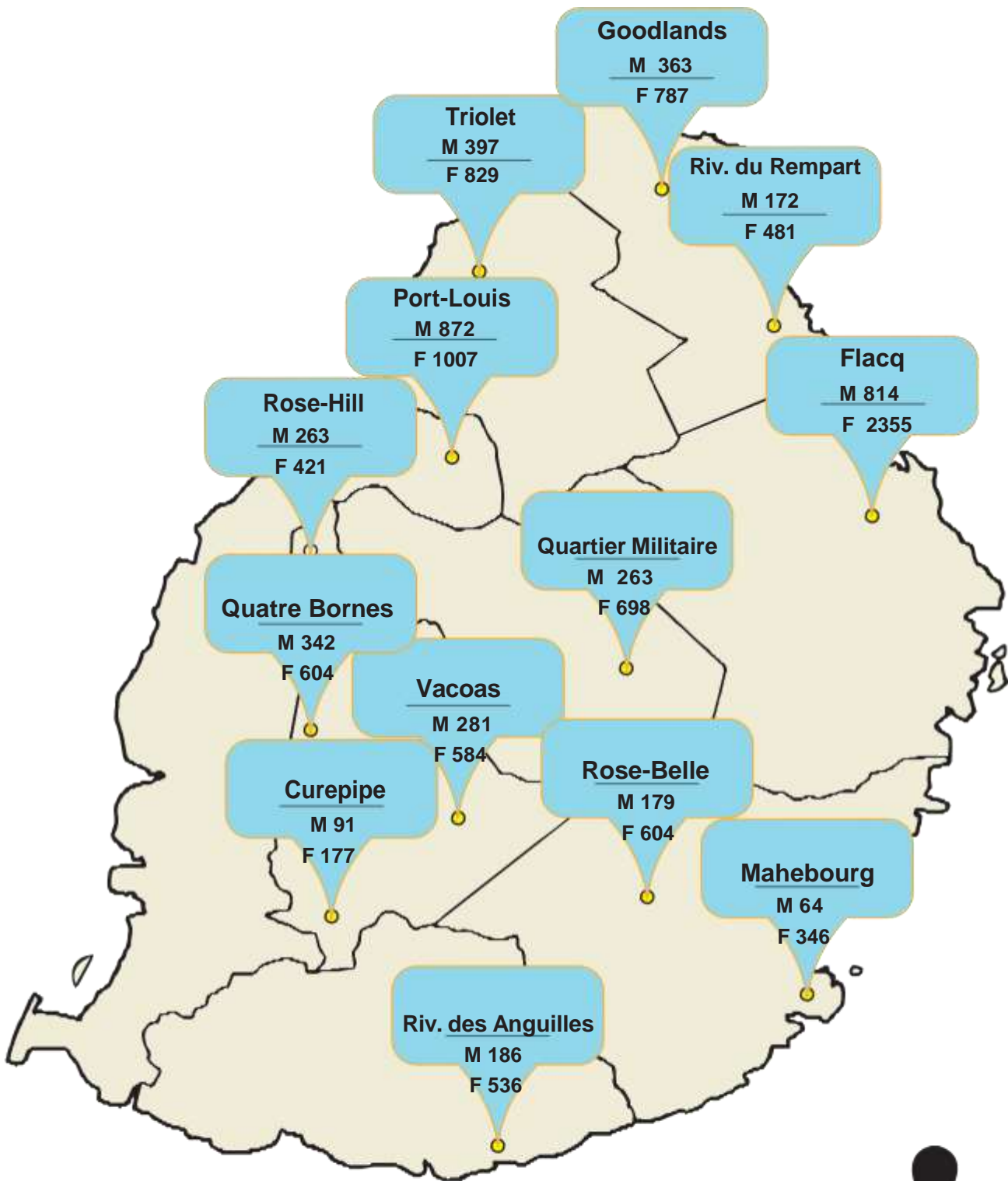


Table 11 - Change in number of registered unemployed by age-group & sex, February 2024 - March 2024

Age-group (years)	February 2024			March 2024			Change		
	Male	Female	Both sexes	Male	Female	Both sexes	Male	Female	Both sexes
16 - 19	384	400	784	411	422	833	27	22	49
20 -29	2507	3595	6,102	2500	3533	6,033	-7	-62	-69
30 -39	1215	3178	4,393	1199	3146	4,345	-16	-32	-48
40+	1708	3366	5,074	1642	3351	4,993	-66	-15	-81
Total	5,814	10,539	16,353	5,752	10,452	16,204	-62	-87	-149

Table 12 - Number of registered unemployed by occupational group and sex, as at end of March 2024

Occupational group	Male	Female	Both sexes
Managers	62	44	106
Professionals	214	620	834
Technicians & Associate Professionals	433	812	1,245
Clerical Support Workers	918	3,027	3,945
Service and Sales Workers	926	2,641	3,567
Skilled Agricultural, Forestry & Fishery Workers	78	32	110
Craft & Related Trades Workers	1,089	389	1,478
Plant & Machinery Operators & Assemblers	615	543	1,158
Elementary Occupation	1,114	1,696	2,810
New Workers Seeking Employment	303	648	951
Total	5,752	10,452	16,204

Figure 1 - Registered unemployed (%) by educational attainment, as at end of March 2024

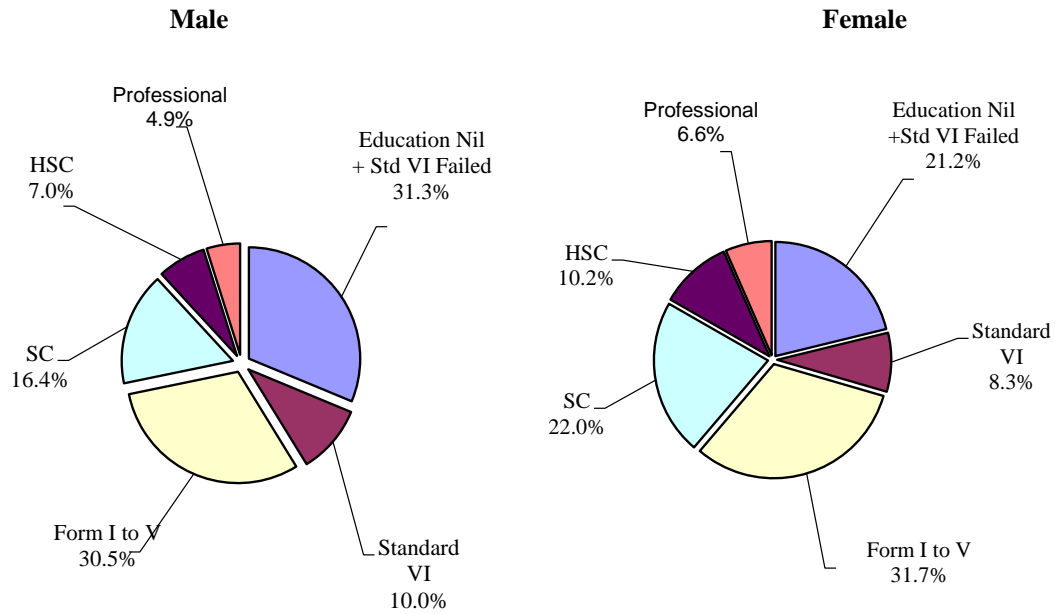


Figure 2 - Number of registered unemployed by age group & sex, as at end of March 2024

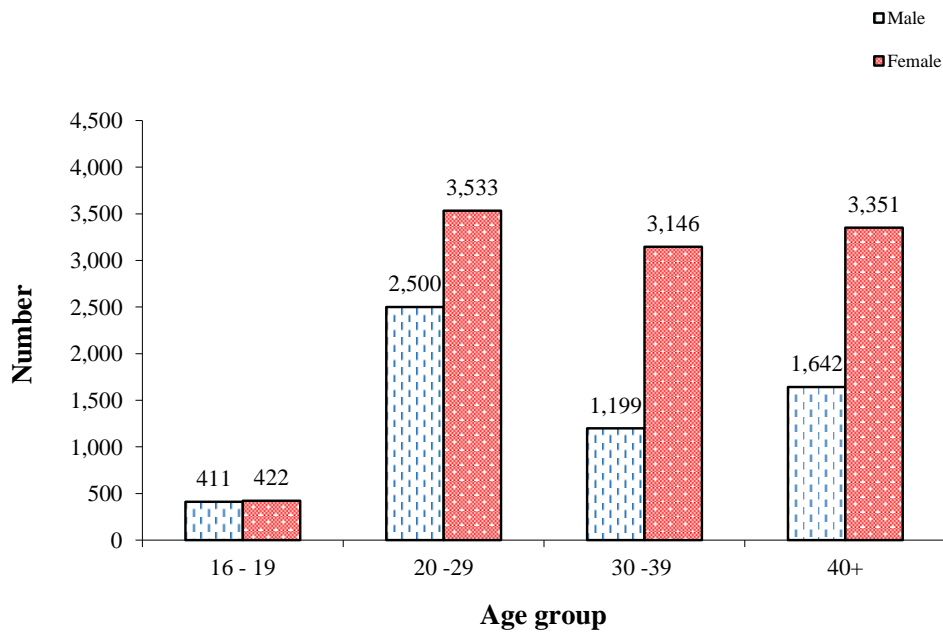


Table 13 - Number of registered unemployed by district & sex, as at end of March 2024

District	Male	Female	Both sexes
Port Louis	872	1,007	1,879
Black River	145	226	371
Plaine Wilhems	1,312	1,961	3,273
Pamplemousses	959	1,549	2,508
Rivière du Rempart	399	793	1,192
Moka	410	783	1,193
Flacq	956	2,479	3,435
Grand Port	383	929	1,312
Savanne	316	725	1,041
Total	5,752	10,452	16,204

Table 14 - Number of registered unemployed by locality & sex, as at end of March 2024

Locality	Male	Female	Both sexes
Baie Du Cap	9	17	26
Bambous	73	109	182
Beau Bassin	131	163	294
Bel Air	160	416	576
Bell Village	0	0	0
Belle Vue Maurel	60	104	164
Bramsthan	63	213	276
Brisee Verdiere	125	275	400
Camp de Masque Pave	56	141	197
Camp Diable	21	49	70
Canot	18	25	43
Case Noyale	9	21	30
Central Flacq	108	289	397
Chemin Grenier	64	140	204
Cottage	30	78	108

Table 14 (cont'd) - Number of registered unemployed by locality & sex, as at end of March 2024

Locality	Male	Female	Both sexes
Curepipe	235	301	536
Dagotiere	53	109	162
Fond Du Sac	49	93	142
Goodlands	123	183	306
Grand Bay	53	75	128
Grand Bois	45	123	168
Grand Gaube	60	78	138
Grand River South East	13	34	47
L'Escalier	42	89	131
La Rosa	76	188	264
Lallmatie	82	283	365
Laventure	34	91	125
Long Mountain	63	177	240
Mahebourg	89	195	284
Mare La Chaux	73	207	280
Medine	51	90	141
Moka	24	41	65
Mont Roches	17	21	38
Montagne Blanche	74	137	211
Old Grand Port	23	38	61
Pamplemousses	173	250	423
Petit Raffray	59	119	178
Petite Riviere	35	55	90
Phoenix	86	148	234
Piton	39	68	107
Plaine des Papayes	106	150	256
Plaine Magnien	19	74	93
Pointe aux Piments	47	68	115

Table 14 (cont'd) - Number of registered unemployed by locality & sex, as at end of March 2024

Locality	Male	Female	Both sexes
Port Louis	872	1,007	1,879
Poste de Flacq	58	165	223
Poudre d'Or	26	48	74
Poudre d'Or Hamlet	23	68	91
Quartier Militaire	90	153	243
Quatre Bornes	329	515	844
Quatre Soeurs	44	109	153
Riviere des Creoles	13	34	47
Riviere des Anguilles	57	166	223
Riviere du Poste	24	85	109
Riviere du Rempart	85	202	287
Roche Noires	36	88	124
Rose Belle	116	256	372
Rose Hill	218	290	508
Sebastopol	64	122	186
Souillac	74	130	204
St. Hubert	17	31	48
St. Julien d'Hotman	42	114	156
St. Pierre	127	229	356
Tamarin	8	12	20
Terre Rouge	156	222	378
Triolet	170	271	441
Trois Boutiques	11	41	52
Trou d'Eau Douce	25	44	69
Vacoas	297	525	822
Total	5,752	10,452	16,204

Table 15 - Number of registered unemployed with disabilities by nature of disability and sex, as at end of March 2024

Nature of disability	Male	Female	Both sexes
Abnormal movement of body parts	8	1	9
Blind	1	0	1
Crippled	3	4	7
Deaf	3	2	5
Deaf and Dumb	3	1	4
Deformation of body parts since birth	12	2	14
Disabled following surgical operation or illness	6	3	9
Disabled due to accident	8	1	9
Dumb	3	1	4
Dwarf	1	0	1
Epileptic	5	1	6
Lame	2	0	2
Mental illness	4	3	7
Mentally retarded	13	5	18
Partly blind	3	1	4
Partly deaf	3	1	4
Stammer	5	2	7
Thalassemia	0	1	1
Total	83	29	112

Table 16 - Number of UNEMPLOYED new registrants, re-registrants and those who reported for maintaining their registration by Employment Information Centre & sex, March 2024

Employment Information Centre	New registrants			Re-registrants			Those who reported for maintaining their registration		
	Male	Female	Both sexes	Male	Female	Both sexes	Male	Female	Both sexes
Curepipe	10	18	28	8	20	28	7	25	32
Flacq	30	43	73	42	87	129	161	572	733
Mahebourg	11	23	34	10	24	34	5	80	85
Goodlands	23	17	40	23	33	56	73	196	269
Port Louis	23	26	49	56	73	129	110	161	271
Quartier Militaire	27	30	57	21	32	53	53	167	220
Quatre Bornes	37	45	82	48	39	87	49	130	179
Riv. Des Anguilles	12	13	25	7	19	26	39	113	152
Riv. Du Rempart	10	12	22	19	15	34	45	114	159
Rose Belle	11	19	30	18	30	48	47	157	204
Rose Hill	20	29	49	28	47	75	35	61	96
Triolet	25	39	64	45	39	84	86	186	272
Vacoas	13	26	39	23	36	59	58	110	168
Workfare	15	10	25	35	12	47	405	294	699
Total	267	350	617	383	506	889	1,173	2,366	3,539

Table17 - Change in the number of new unemployed registrants by educational attainment and sex , February 2024 - March 2024

Education Level	Feb-24			Mar-24			Change		
	Male	Female	Both sexes	Male	Female	Both sexes	Male	Female	Both sexes
Education Nil+Std VI (failed)	74	95	169	65	80	145	-9	-15	-24
Standard VI (passed)	24	21	45	29	27	56	5	6	11
Form I to V (including SC failed)	78	67	145	67	68	135	-11	1	-10
SC (including HSC failed)	55	95	150	53	81	134	-2	-14	-16
HSC	36	46	82	42	76	118	6	30	36
Professional	9	19	28	11	18	29	2	-1	1
Total	276	343	619	267	350	617	-9	7	-2

Table 18 - Number of new unemployed registrants by educational attainment, sex and age group, March 2024

Age group Education level	Male					Female					Both sexes				
	16 - 19	20 - 29	30 - 39	40+	Total	16 - 19	20 - 29	30 - 39	40+	Total	16 - 19	20 - 29	30 - 39	40+	Total
Education Nil+Std VI (failed)	12	24	13	16	65	8	23	20	29	80	20	47	33	45	145
Standard VI (passed)	7	10	7	5	29	5	9	7	6	27	12	19	14	11	56
Form I to V (including SC failed)	35	23	6	3	67	27	24	12	5	68	62	47	18	8	135
SC (including HSC failed)	20	30	2	1	53	35	40	1	5	81	55	70	3	6	134
HSC	13	29	0	0	42	16	56	4	0	76	29	85	4	0	118
Professional	0	11	0	0	11	0	17	1	0	18	0	28	1	0	29
Total	87	127	28	25	267	91	169	45	45	350	178	296	73	70	617

Table 19 - Number of new unemployed registrants by occupational group and sex, March 2024

Occupational group	Male	Female	Both sexes
Managers	2	2	4
Professionals	13	22	35
Technicians & Associate Professionals	15	29	44
Clerical support workers	50	94	144
Service & sales workers	36	75	111
Skilled agricultural, forestry & fishery workers	5	1	6
Craft & related trades workers	40	8	48
Plant & machine operators & assemblers	16	2	18
Elementary occupations	55	60	115
New workers seeking employment	35	57	92
Total	267	350	617

Table 20 - Number of IN EMPLOYMENT new registrants, re-registrants and those who reported for maintaining their registration by Employment Information Centre & sex, March 2024

Employment Information Centre	New registrants			Re-registrants			Those who reported for maintaining their registration		
	Male	Female	Both sexes	Male	Female	Both sexes	Male	Female	Both sexes
Curepipe	12	9	21	31	28	59	78	94	172
Flacq	13	12	25	60	50	110	480	473	953
Mahebourg	11	7	18	56	34	90	158	176	334
Goodlands	11	5	16	46	31	77	209	216	425
Port Louis	6	5	11	52	34	86	168	145	313
Quartier Militaire	3	4	7	43	33	76	203	249	452
Quatre Bornes	2	4	6	24	19	43	76	96	172
Riv. Des Anguilles	2	5	7	17	21	38	150	182	332
Riv. Du Rempart	1	2	3	32	12	44	121	129	250
Rose Belle	7	3	10	41	27	68	247	262	509
Rose Hill	4	2	6	23	16	39	58	90	148
Triolet	11	14	25	43	30	73	236	266	502
Vacoas	4	3	7	19	18	37	93	139	232
Workfare	0	0	0	0	0	0	0	0	0
Total	87	75	162	487	353	840	2,277	2,517	4,794

Table 21 - Number of Unemployed and In Employment jobseekers de-registered by EIC and sex, as at end of March 2024

EIC ¹	Unemployed			In Employment			Total		
	Male	Female	Both sexes	Male	Female	Both sexes	Male	Female	Both sexes
Curepipe	23	37	60	50	48	98	73	85	158
Flacq	79	155	234	137	104	241	216	259	475
Goodlands	72	69	141	61	69	130	133	138	271
Mahebourg	20	28	48	60	50	110	80	78	158
Port Louis	116	104	220	56	47	103	172	151	323
Quartier Militaire	48	77	125	68	63	131	116	140	256
Quatre Bornes	69	54	123	20	39	59	89	93	182
Riviere des Anguilles	35	58	93	46	59	105	81	117	198
Riviere du Rempart	26	26	52	36	30	66	62	56	118
Rose Belle	12	48	60	57	42	99	69	90	159
Rose Hill	70	66	136	27	27	54	97	93	190
Triolet	54	61	115	74	66	140	128	127	255
Vacoas	33	53	86	31	38	69	64	91	155
Workfare	0	0	0	0	0	0	0	0	0
Total	657	836	1,493	723	682	1,405	1,380	1,518	2,898

¹ Employment Information Centre

Table 22 - Number of vacancies notified in EICs¹ by industrial group and sex, March 2024

Industrial group	Male	Female	Either male or female	Total
Agriculture, hunting, forestry and fishing	671	71	650	1,392
Manufacturing	172	24	147	343
<i>of which: Textile</i>	4	1	3	8
<i>Wearing apparel</i>	0	0	0	0
Electricity, gas and water supply	0	0	0	0
Construction	74	2	57	133
Wholesale & retail trade; repair of m/vehicles, motorcycles & personal & household goods	155	8	364	527
Transport, storage and communications	16	2	2	20
Hotels and restaurants	44	4	297	345
Information Technology	0	1	17	18
Financial intermediation	0	0	45	45
Real estate, renting and business activities	75	0	52	127
Public Administration And Defence; Compulsory Social Security	0	0	0	0
Education	1	2	0	3
Health and social work	0	3	5	8
Other community, social and personal service activities	7	2	56	65
Private households with employed persons	3	16	1	20
Total	1,218	135	1,693	3,046

¹EICs - Employment Information Centres**Table 23 - Number of vacancies notified in the PRESS by industrial group and sex, March 2024**

Industrial group	Male	Female	Either male or female	Total
Agriculture, hunting, forestry and fishing	0	1	495	496
Manufacturing	0	0	207	207
Electricity, gas and water supply	0	0	0	0
Construction	0	0	0	0
Wholesale & retail trade; repair of m/vehicles, motorcycles & personal & household goods	0	0	125	125
Transportation and storage	0	0	6	6
Hotels and restaurants	0	0	9	9
Financial intermediation	0	0	1	1
Real estate, renting and business activities	0	0	11	11
Public Administration and Defence	0	0	38	38
Education	0	0	9	9
Health and social work	0	0	3	3
Other community, social and personal service activities	0	0	14	14
Private households with employed persons	0	0	0	0
Total	0	1	918	919

Table 24 - Number of vacancies notified in the press and in EICs by industrial group and skill level, March 2024

Industrial group	Managers	Professionals	Technicians & associate professionals	Clerical support workers	Service workers & sales workers	Skilled agric., forestry & fishery workers	Craft & related trade workers	Plant & machine operators & assemblers	Elementary occupations	Total
Agriculture, hunting and forestry	2	8	34	7	328	81	689	405	334	1,888
Manufacturing	0	0	37	65	0	5	153	186	104	550
<i>of which : Textile</i>	0	0	1	1	0	0	0	4	2	8
<i>Wearing apparel</i>	0	0	0	0	0	0	0	0	0	0
Electricity, gas and water supply	0	0	0	0	0	0	0	0	0	0
Construction	0	2	22	5	5	0	55	33	11	133
Wholesale & retail trade; repair of motor vehicles, motorcycles & personal and household goods	9	3	14	47	164	0	140	106	169	652
Transport, storage & communications	0	0	0	6	0	0	10	9	1	26
Hotels & restaurants	1	10	56	14	151	4	46	13	59	354
Information technology	0	0	2	16	0	0	0	0	0	18
Financial intermediation	0	0	45	1	0	0	0	0	0	46
Real estate, renting and business activities	3	1	11	18	24	0	67	3	11	138
Public administration and defence; compulsory social security	10	12	4	8	1	0	0	1	2	38
Education	0	5	1	1	2	0	0	0	3	12
Health and social work	0	1	1	0	6	0	0	0	3	11
Other community, social and personal service activities	0	5	6	1	4	10	5	1	47	79
Private households with employed persons	0	0	0	0	5	1	0	0	14	20
Total	25	47	233	189	690	101	1,165	757	758	3,965

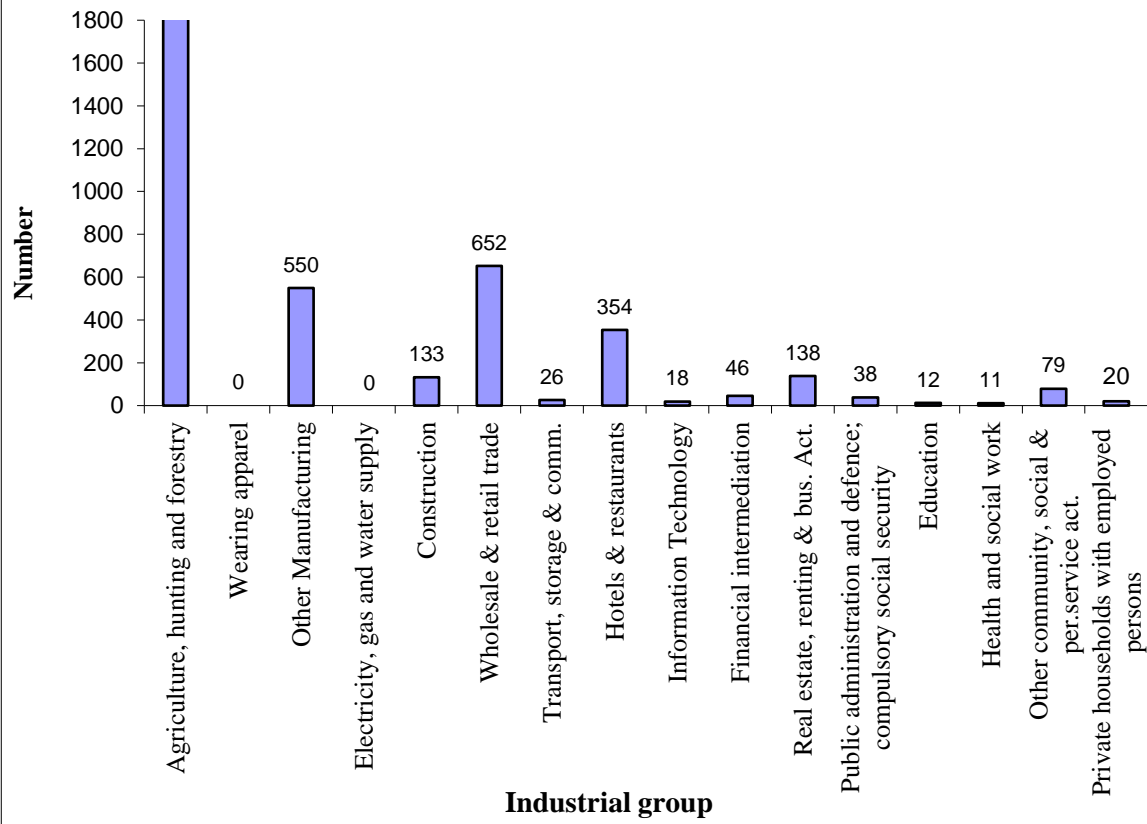
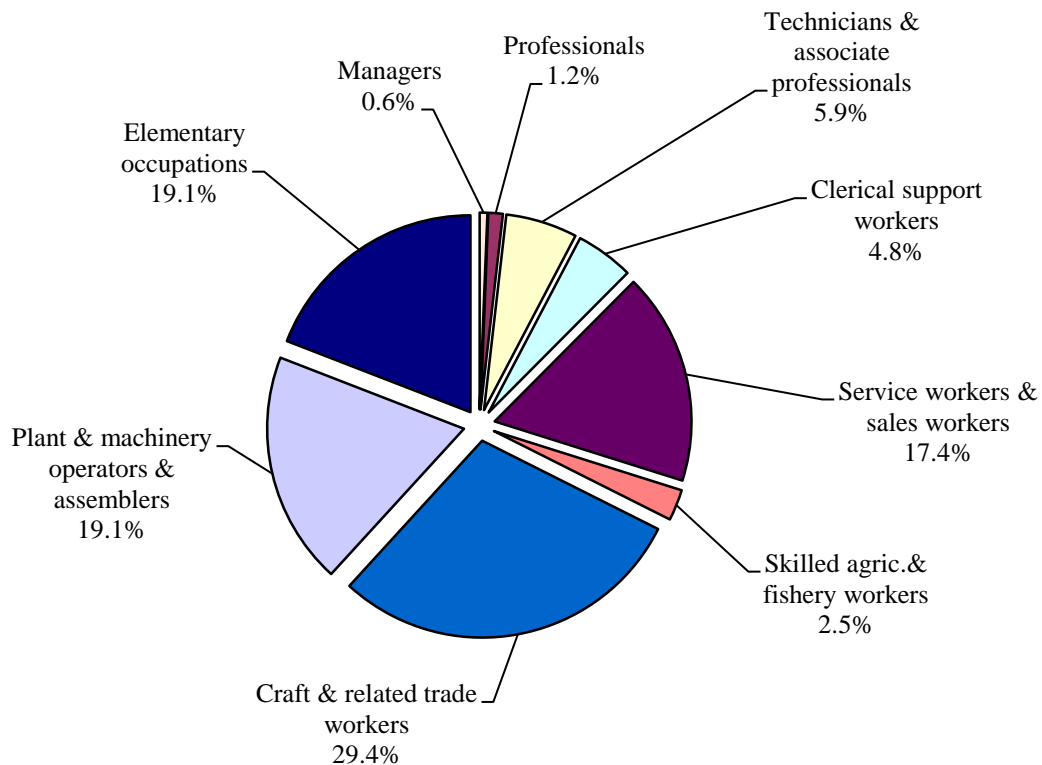
Figure 3 - Number of vacancies by industrial group, March 2024**Figure 4 - Distribution (%) of vacancies by skill level, March 2024**

Table 25 - Change in number of vacancies notified in the press and in EICs by industrial group, February 2024 - March 2024

Industrial group	February 2024	March 2024	Change
Agriculture, hunting and forestry	803	1,888	1,085
Manufacturing	613	550	-63
<i>of which: Textiles</i>	14	8	-6
<i>Wearing apparel</i>	34	0	-34
Electricity, gas and water supply	0	0	0
Construction	267	133	-134
Wholesale & retail trade; repair of motor vehicles, motorcycles, personal and household goods	518	652	134
Transport, storage & communications	28	26	-2
Hotels & restaurants	824	354	-470
Information technology	2	18	16
Financial intermediation	29	46	17
Real estate, renting and business activities	89	138	49
Public administration and defence; compulsory social security	23	38	15
Education	31	12	-19
Health & social work	10	11	1
Other community, social and personal service activities	26	79	53
Private households with employed persons	39	20	-19
Total	3,302	3,965	663

Table 26 - Number of placements effected under the Youth Employment Programme (private sector) by industrial group and sex, March 2024

Industrial group	Male	Female	Both sexes
Manufacturing	1	0	1
Wholesale and Retail Trade	1	0	1
Information and Communication	2	1	3
Professional, scientific and technical activities	2	2	4
Total	6	3	9

Table 27 - Result of submission of candidates to employers for job placement effected in March 2024

Employment Information Centre	Vacancies	Applicants referred to employers	Declined offer	Failed to report to employer	Not selected	Result not yet known	Number placed	Placements for previous vacancies
Triolet	353	302	0	192	54	35	21	0
Riviere du Rempart	19	79	2	14	41	0	22	0
Goodlands	94	295	0	11	261	0	23	0
Port Louis	420	158	3	53	52	19	9	22
Rose Hill	338	505	0	0	480	0	25	0
Quatre Bornes	587	86	7	0	50	1	17	11
Vacoas	197	172	87	18	37	4	17	9
Curepipe	46	40	12	0	12	0	13	3
Quartier Militaire	200	383	50	79	182	49	22	1
Flacq	316	281	2	0	257	0	22	0
Rose Belle	72	264	0	0	246	1	15	2
Riviere Des Anguilles	43	303	43	0	208	33	19	0
Mahebourg	361	47	2	2	11	10	21	1
Total	3,046	2,915	208	369	1,891	152	246	49
Vacancies in the Public Sector	127	545	0	0	0	0	0	68
Grand Total	3,173	3,460	208	369	1,891	152	246	117

Table 28 - Number of placements effected by industrial group, occupation and sex, March 2024

Industrial group	Occupation	Male	Female	Both sexes
Agriculture	Accounts Clerk	0	1	1
	Animal Care Worker	3	0	3
	Gardener	0	1	1
	Lorry Driver, Heavy / Chauffeur Poid-Lourd	1	0	1
	Maintenance Technician	1	0	1
	Poultry Factory Worker	1	0	1
	Poultry Farm Worker	1	1	2
	Sub Total	7	3	10
Manufacturing	Administrative Clerk	0	1	1
	Cashier	1	0	1
	Cleaner	1	1	2
	Driver, Private Car	1	0	1
	Factory Attendant, Manufacturing	0	4	4
	Factory Operator	5	0	5
	Helper	1	3	4
	Human Resource Officer	0	1	1
	ICT / Computer Support Technician	0	2	2
	Kitchen Steward	0	1	1
	Lorry Driver, Heavy / Chauffeur Poid-Lourd	1	0	1
	Machine Operator, Noodle Production	1	0	1
	Machine Operator, Printing	1	0	1
	Machine Operator, Sewing	0	2	2
	Materials and warehouse Worker	2	0	2
	Packer	0	2	2
	Packing Machine Operator / Packing Operator	0	1	1
	Receptionist	0	2	2
	Sales Administration Officer	0	1	1
	Sub Total	14	21	35
Construction	Administrative Clerk	0	1	1
	Administrative Officer	0	1	1
	Electrician	2	0	2
	Cashier	1	0	1
	Helper	1	0	1
	Helper, Store	3	0	3
	Instrumentation and Control System Technician	1	0	1
	Mason, General	1	0	1
	Painter	1	0	1
	Secretary	0	1	1
	Semi Truck Driver	1	0	1
	Storekeeper	2	0	2
	Sub Total	13	3	16
Wholesale & retail trade; repair of motor vehicles, motorcycles & personal and household goods	Accounts Clerk	1	1	2
	Administrative Clerk	0	3	3
	Administrative Officer	1	1	2
	Cashier	1	14	15
	Cleaner	0	1	1

Table 28 (cont'd) - Number of placements effected by industrial group, occupation and sex, March 2024

Industrial group	Occupation	Male	Female	Both sexes
Wholesale & retail trade; repair of motor vehicles, motorcycles & personal and household goods (Cont'd)	Cleaner, Hand, Vehicle	2	2	4
	Clerical Officer / Clerk	3	1	4
	Dispenser	1	0	1
	Driver - Salesperson	1	0	1
	Driver, Private Car	2	0	2
	Helper	9	1	10
	Human Resource Officer	0	1	1
	Lorry Driver, Heavy / Chauffeur Poid-Lourd	4	0	4
	Merchandiser, Clerk	1	0	1
	Pastry Maker	1	1	2
	Sales Invoice Clerk	1	0	1
	Sales Representative	0	1	1
	Salesperson, Retail Trade	2	7	9
	Service Station Attendant	1	0	1
	Shelves Worker	3	2	5
	Shop Assistant	1	5	6
	Showroom Salesperson	0	1	1
	Store Clerk	1	1	2
	Sub Total	36	43	79
Transport and Storage	Air Cargo Clerk	0	2	2
	Aircraft Loader	2	0	2
	Lorry Attendant	1	0	1
	Sub Total	3	2	5
Hotels and Restaurants	Accounts Clerk	0	1	1
	Administrative Clerk	0	1	1
	Apprentice Cook	2	0	2
	Assistant Cook	1	0	1
	Building Maintenance Handyman	2	0	2
	Cashier	0	5	5
	Cleaner	1	1	2
	Cleaner, Hotel	0	1	1
	Cook, French Cuisine	1	0	1
	Cook, General	5	0	5
	Fast Food Operator	0	1	1
	Food and Beverage Hostess	0	1	1
	Gardener	0	2	2
	Head Waiter / Chef de Rang	0	1	1
	Hotel Receptionist	0	1	1
	Kitchen Helper	2	4	6
	Kitchen Steward	1	1	2
	Machine Operator, Drying, Laundry	1	0	1
	Mini Bar Attendant	0	2	2
	Porter, Luggage	1	0	1
	Receptionist	0	2	2
	Security Guard	2	0	2
	Steward / Stewardess / Stewarding Technician	2	2	4
	Trainee Accounts Officer	0	1	1
	Valet/Chambermaid, Hotel	4	7	11

Table 28 (cont'd) - Number of placements effected by industrial group, occupation and sex, March 2024

Industrial group	Occupation	Male	Female	Both sexes
Hotels and Restaurants (Cont'd)	Waiter/Waitress, General	2	6	8
	Sub Total	27	40	67
Information and Communication	Administrative Clerk	0	2	2
	Customer Service Clerk	0	3	3
	Marketing Officer	1	0	1
	Sub Total	1	5	6
Financial Intermediation	Accounts Clerk	0	1	1
	Data-Entry Clerk	0	1	1
	Insurance Agent	0	3	3
	Sales Representative	2	2	4
	Security Guard	0	2	2
	Trainee Accounts Clerk	0	2	2
	Sub Total	2	11	13
Real estate, renting and business services	Accounts Clerk	1	2	3
	Administrative Clerk	1	1	2
	Building Maintenance Handyman	2	0	2
	Cashier	0	1	1
	Cleaner	0	8	8
	Cleaner, Building/Office	1	8	9
	Digital Marketing Assistant	0	1	1
	Driver - Messenger	0	1	1
	Driver, Private Car	2	0	2
	Helper	8	1	9
	Helper, Store	1	0	1
	Office Attendant / Auxiliary	1	0	1
	Representative Car rentals Hotel	1	0	1
	Refuse Sorter	1	0	1
	Sales Administration Officer	0	1	1
	Security Guard	0	2	2
	Technician (General)	3	1	4
	Teller, Tote	2	0	2
	Vehicle Loader	1	0	1
	Sub Total	25	27	52
Education	Child Carer / Nursery Attendant	0	1	1
	Sub Total	0	1	1
Health and Social Services	Health Care Assistant	0	1	1
	Laboratory Head	1	0	1
	Trainee Accounts Officer	0	1	1
	Sub Total	1	2	3
Private Households	Carer, Home	0	2	2
	Gardener	2	0	2
	Housemaid	0	4	4
	Sub Total	2	6	8

Table 28 (cont'd) - Number of placements effected by industrial group, occupation and sex, March 2024

Industrial group	Occupation	Male	Female	Both sexes
Total EIC¹		131	164	295
	NED ² : (a) Public Sector	33	35	68
	(b) Workfare Programme	23	12	35
	(c) Magazine de L'Emploi et des Metiers	5	6	11
	(d) Job Management System	0	1	1
	(e) Youth Employment Programme (Public & Private)	10	8	18
	(f) Back to Work Programme	0	0	0
	(g) Dual Training Programme	0	0	0
	(h) Trainee Engineer Scheme (Public & Private)	7	2	9
	(i) Outward Labour Migration	1	0	1
Total NED		79	64	143
Grand Total		210	228	438

¹ Employment Information Centres² National Employment Department

WORK PERMITS & CERTIFICATES OF EXEMPTION



Table 29 - Number of NEW work permits issued by industrial group, occupation & sex, March 2024

Industrial Group	Occupation	Male	Female	Both sexes
Agriculture, Hunting and Forestry	Call Centre Operator	1	0	1
	Farm Skilled Worker	5	0	5
	Farm Worker	2	0	2
	Field Crop Worker	5	0	5
	Field Labourer	22	2	24
	Field Labourer (Hydroponic)	3	0	3
	Field Worker	4	0	4
	Green House Operator	3	0	3
	Green House Technician	4	0	4
	Poultry Farm Worker	2	0	2
	Sub Total	51	2	53
Manufacturing	Aluminium Fabricator	3	0	3
	Aluminium Light Metal Operator	1	0	1
	Aluminium Worker	6	0	6
	Bag Machine Operator	3	0	3
	Bakery Operator	20	0	20
	Cabinet Maker	5	0	5
	Carpenter Worker	5	0	5
	Carpenter/Metal Worker	11	0	11
	Chef De Partie (Bakery)	4	0	4
	Chef De Partie (Pastry)	5	0	5
	Cook	1	0	1
	Embroidery Machine Operator	1	0	1
	Factory Operator	7	26	33
	Fish Cutter	6	1	7
	Food Processing Operator	6	0	6
	Food Processor	1	0	1
	Food Production Operator	5	0	5
	Food Products Processing Operator	10	0	10
	Helper	3	0	3
	It Assistant	1	0	1
	Jeweller	3	0	3
	Machine Operator	52	0	52
	Machine Operator, Sewing	38	0	38
	Machine Operator, Textiles	45	20	65
	Motor Rewinder	2	0	2
	Offset Machine Operator	1	0	1
	Packing Machine Operator	13	0	13
	Packing Operator	7	0	7
	Paper Maker	5	0	5
	Pastry Maker	11	1	12
	Pattern Maker	1	0	1
	Polishing Machine Operator	2	0	2
	Printing Machine Operator	6	0	6
	Sewing Machine Mechanic	2	0	2
	Sewing Machine Operator (Textile Industry)	3	0	3
	Skilled Chemical Operator	3	0	3
	Skilled Fibre Glass Worker	4	0	4
	Spinner	0	1	1
	Tailor	1	0	1
	Upholsterers	2	0	2
	Uv & Special Finish Operator	1	0	1
	Welder	4	0	4
	Sub Total	310	49	359
Construction	Air Conditioning Technician	1	0	1
	Barbender	6	0	6

Table 29 (Cont'd) - Number of NEW work permits issued by industrial group, occupation & sex, March 2024

Industrial Group	Occupation	Male	Female	Both sexes
Construction (Cont'd)	Barbender/Steel Fixer	2	0	2
	Bending Machine Operator	2	0	2
	Carpenter	70	0	70
	Carpenter, General	4	0	4
	Cladding Technician	12	0	12
	Cook	2	0	2
	Electrician	8	0	8
	Excavator	1	0	1
	Excavator Operator	4	0	4
	General Maintenance Pool Technician	4	0	4
	Grader Operator	1	0	1
	Granite Technician	3	0	3
	Helper	13	0	13
	Hvac Technician	2	0	2
	Lift Technician	1	0	1
	Machine Operator	4	0	4
	Mason	191	0	191
	Painter	1	0	1
	Pipe Fitter	3	0	3
	Plumber	8	0	8
	Pole Electrician	1	0	1
	Rebar Supervisor	1	0	1
	Steel Bender	12	0	12
	Steel Fixer	30	0	30
	Supervisor	2	0	2
	Supervisor Plumbing, Pipe Fitting	1	0	1
	Technician (General)	19	0	19
	Tiler	1	0	1
	Sub Total	410	0	410
Wholesale and Retail Trade, Repair of Motor Vehicles, Motorcycles and Personal and Household Goods	Andre Enterprise Ltd	1	0	1
	Automobile Electrician	1	0	1
	Automobile Mechanic	2	0	2
	Bakery Operator	4	0	4
	Bakery Operator (Industrial)	2	0	2
	Budding Operator	1	0	1
	Car Valeting	1	0	1
	Factory Operator	1	0	1
	Fruit And Vegetable Packing Operator	15	0	15
	Glass Cutter	1	0	1
	Greenhouse And Budding Operator	2	0	2
	Hybrid And Electric Vehicle Technician	1	0	1
	Machine Operator	15	0	15
	Machine Technician	6	0	6
	Mechanic	4	0	4
	Packing Machine Operator	45	0	45
	Panel Beater	1	0	1
	Pastry Maker	4	0	4
	Shelves Worker	100	0	100
	Shop Assistant	3	0	3
	Wheel Balancer And Aligner	1	0	1
	Sub Total	211	0	211
Transport, Storage and Communications	Automobile Electrician	1	0	1
	Automotive Mechanic	1	0	1
	Diesel Machanic	2	0	2
	Electrician	1	0	1
	Frigorist	1	0	1

Table 29 (Cont'd) - Number of NEW work permits issued by industrial group, occupation & sex, March 2024

Industrial Group	Occupation	Male	Female	Both sexes
Transport, Storage and Communications (Cont'd)	Mechanic	5	0	5
	Store Attendant	1	0	1
	Tyreperson Grade II	2	0	2
	Sub Total	14	0	14
Hotels and Restaurants	Chef	1	0	1
	Chef De Partie	1	0	1
	Cook	4	0	4
	Cook (100 Cover)	2	0	2
	Cook Chinese Cuisine	1	0	1
	Executive Sous Chef	1	0	1
	Indian Chef	1	0	1
	Maintenance Technicians/Carpenter	6	0	6
	Security Guard	1	0	1
	Sous Chef	2	0	2
	Sushi Chef	1	0	1
	Tandoor Cook	1	0	1
	Sub Total	22	0	22
Information Technology	Database Administrator	0	1	1
	Education Methods Adviser	0	1	1
	Technical Engineer	1	0	1
	Sub Total	1	2	3
Real Estate, Renting and Business Activities	Baby Sitter	0	1	1
	Managing Supervisor, Business Consultancy	1	0	1
	Sub Total	1	1	2
Professional, Scientific and Technical Activities	Interior Decorator	1	0	1
	Sub Total	1	0	1
Administrative and Support Service Activities	Car Valet	5	0	5
	Packing Machine Operator	23	0	23
	Tent Erector	1	0	1
	Sub Total	29	0	29
Health and Social Work	Medical Doctor, Gynaecology	1	0	1
	Sub Total	1	0	1
Other community, social and personal service	Cook	1	0	1
	Football Player	1	0	1
	Imam (Priest)	1	0	1
	Laundry Machine Operator	5	0	5
	Laundry Worker	2	0	2
	Machine Operator	1	0	1
	Muslim Priest (Imam)	1	0	1
	Painter (Dravidian Painter)	5	0	5
	Priest	3	0	3
	Religious	0	1	1
	Religious And Social Worker	1	0	1
	Religious Professionals, Nec	1	0	1
	Saloon Assistant	0	2	2
	Sub Total	22	3	25
Private Household with employed persons	Babysitter	0	3	3
	Carer	5	14	19
	Director/Chief Executive, Corporate Organisation (Private)	0	1	1
	Domestic Worker	0	1	1

Table 29 (Cont'd) - Number of NEW work permits issued by industrial group, occupation & sex, March 2024

Industrial Group	Occupation	Male	Female	Both sexes
Private Household with employed persons (Cont'd)	Household Worker	0	1	1
	Housekeeper	0	1	1
	Housemaid	1	0	1
	Maid	2	4	6
	Trainer, Secretarial And Administration	0	1	1
	Sub Total	8	26	34
Total		1,081	83	1,164

Table 30 - Number of work permits RENEWED by industrial group, occupation & sex, March 2024

Sector	Occupation	Male	Female	Both sexes
Agriculture, hunting and forestry	Green House And Budding Operator	4	0	4
	Horticulturist, General	1	0	1
	Machine Operator, Packing	1	0	1
	Poultry Farm Skilled Worker	1	0	1
	Sub Total	7	0	7
Manufacturing	Assembler Aluminium Products	1	0	1
	Automobile Mechanic, Petrol And Diesel	1	0	1
	Bakery Operator	1	0	1
	Brigadier	1	0	1
	Brush Maker, Hand	0	2	2
	Cabinet Maker	1	0	1
	Cleaner	0	4	4
	Construction Carpenter	1	0	1
	Electrical Fitter, General	1	0	1
	Embroidery Machine Operator	5	0	5
	Factory Mechanic Operator, Sugar Processing	3	0	3
	Factory Operator	3	0	3
	Fish Cutter	17	31	48
	Food And Beverage Technician	1	0	1
	Gas And Electric Welder, General	1	0	1
	Hydraulic Guillotine Shear Operator	1	0	1
	Injection Moulding Machine Operator	1	0	1
	Knitter, Garments, Hand	2	0	2
	Laundry Pressing Machine Operator	2	0	2
	Looping Machine Operator	1	5	6
	Machine Operator	43	2	45
	Machine Operator, Bakery Products	3	0	3
	Machine Operator, Fish Processing	1	3	4
	Machine Operator, Garment Dyeing	1	0	1
	Machine Operator, Leather Preparing	2	0	2
	Machine Operator, Pipe Installation	1	0	1
	Machine Operator, Sewing	213	98	311
	Machine Operator, Spinning, Thread And Yarn	4	0	4
	Machine Operator, Stone Crushing	0	2	2
	Machine Operator, Textile Printing	2	0	2
	Machine Operator, Textiles	1	2	3
	Mechanic, Weaving Machine	1	0	1
	Mechanical Engineering Technician, General	1	0	1
	Metal Working Machine Setter Operator, General	1	1	2
	Plumber, General	1	0	1
	Poultry Farmer	1	0	1

Table 30 (Cont'd) - Number of work permits RENEWED by industrial group, occupation & sex, March 2024

Sector	Occupation	Male	Female	Both sexes
Manufacturing (Cont'd)	Press Operator, Offset Lithographic Printing	1	0	1
	Production Supervisor, Iron Sheet, Profiling And Corrugating	1	0	1
	Sewer, Mattress	1	0	1
	Spinner, Thread And Yarn	2	0	2
	Supervisor And Foreman, Textile Manufacturing	1	1	2
	Supervisor And General Foreman, Sewing And Embroidering Machine Operations	1	0	1
	Supervisors And General Foremen, Food Processing	1	0	1
	Machine Operations, Nec	1	0	1
	Upholsterer, General	1	0	1
	Welder, Mig	1	0	1
	Wire Fence Making Machine Operator	4	1	5
	Wire-Coating Machine Operator	2	0	2
	Sub Total	336	152	488
Construction	AC Technician	2	0	2
	Agent, Public Performance	2	0	2
	Barbender	29	0	29
	Bricklayer, Construction	3	0	3
	Building Electrician	1	0	1
	Cabinet Maker	1	0	1
	Carpenter	19	0	19
	Carpenter, General	33	0	33
	Concrete Shutterer	2	0	2
	Construction Carpenter	11	0	11
	Construction Worker	3	0	3
	Cook, Indian Cuisine	1	0	1
	Crane Operator	7	0	7
	Duct Erector	6	0	6
	Electrical Mechanics And Fitters, Nec	1	0	1
	Electrician	53	0	53
	Electrician, General	15	0	15
	Electronic-Machinery And Equipment Assembler	6	0	6
	Excavator Operator	2	0	2
	Gas And Electric Welder, General	1	0	1
	Granite Cutter And Polisher	1	0	1
	Granite Technician	1	0	1
	Labourer, Digging, Quarry	2	0	2
	Lorry Operator	1	0	1
	Managing Supervisors In Construction, Nec	1	0	1
	Marble Setter	1	0	1
	Mason	39	0	39
	Mason, General	46	0	46

Table 30 (Cont'd) - Number of work permits RENEWED by industrial group, occupation & sex, March 2024

Sector	Occupation	Male	Female	Both sexes
Construction (cont'd)	Material Planning Clerk	1	0	1
	Mechanic	5	0	5
	Mechanic, Construction Machinery	2	0	2
	Mobile - Crane Operator	1	0	1
	Plumber	28	0	28
	Plumber, General	1	0	1
	Precision Sawyer; Sawing Machine Setter Operator Panel	1	0	1
	Rigger	1	0	1
	Scaffolder	12	0	12
	Sheet Metal Worker	3	0	3
	Site Manager	1	0	1
	Site Supervisor	2	0	2
	Site Technician	1	0	1
	Spot Welder, Machine	6	0	6
	Steel Fixer	8	0	8
	Stock Controller, Petroleum And Gas Products	2	0	2
	Stonemason, Construction	1	0	1
	Technician	3	0	3
	Tile Setter	20	0	20
	Tiler	1	0	1
	Welder	1	0	1
	Welder/Fitter	2	0	2
	Sub Total	393	0	393
Wholesale and retail trade, repair of motor vehicles, motorcycles and personal and household goods	Cleaner, Car And Bus	1	0	1
	Farm Hands And Labourers, Nec	4	0	4
	Fast Food Operators	4	0	4
	Food Processing Operator	4	0	4
	Jeweller, General	2	0	2
	Mould Maker, Pottery And Porcelain	1	0	1
	Packer, Hand	4	0	4
	Pastry Maker	1	0	1
	Sub Total	21	0	21
Transport and Storage	Cable Worker, Electric Power, Underground Cables	2	0	2
	Call Centre Operator	19	20	39
	Electric Power Lineman	1	0	1
	Excavator Loader On P Types	3	0	3
	Lorry Driver, Heavy	1	0	1
	Other Optical And Electronic Equipment Operators, Nec	1	0	1
	Rigger, General	1	0	1
	Telecommunication Technician	2	0	2
	Sub Total	30	20	50

Table 30 (Cont'd) - Number of work permits RENEWED by industrial group, occupation & sex, March 2024

Sector	Occupation	Male	Female	Both sexes
Hotels and Restaurants	Assistant Cook	1	0	1
	Cook	3	0	3
	Cook, Hotel/Restaurant	4	0	4
	Cook, Indian Cuisine	5	0	5
	Musician	1	1	2
	Snack Maker	1	0	1
	Sports Coach	1	0	1
	Sterilising Cook, Fruits, Vegetable And Nuts; Machine Operator, Sterilising, Fruit And Vegetable	1	0	1
	Tandoori Chef	1	0	1
	Sub Total	18	1	19
Financial Intermediation	Corporate Credit Manager	1	0	1
	Trainee, Examiner Of Accounts	0	1	1
	Sub Total	1	1	2
Administrative and Support Service Activities	Forklift Operator	2	0	2
	Hand Packer	1	0	1
	Packing Machine Operator	11	0	11
	Sub Total	14	0	14
Health and Social Work Activities	Cooks, Nec	1	0	1
	Laboratory Technicians, Nec	2	0	2
	Nursing Officer	0	3	3
	Sub Total	3	3	6
Other community, social and Personal Service	Carer	0	1	1
	Minister Of Religion	1	0	1
	Teacher, Special Education, Professional	0	1	1
	Sub Total	1	2	3
Private Household With Employed Persons	Carer	1	2	3
	Sub Total	1	2	3
Total		825	181	1,006

Table 31 - Number of new work permits issued and renewed work permits by country of origin & sex, March 2024

Country	New			Renewed			Grand Total
	Male	Female	Both sexes	Male	Female	Both sexes	
Bangladesh	2	2	4	376	127	503	507
Cameroon	1	0	1	0	0	0	1
Cape Verde Islands	2	0	2	0	0	0	2
China	4	0	4	1	1	2	6
France	0	1	1	0	0	0	1
Ghana	2	0	2	0	0	0	2
India	263	1	264	302	3	305	569
Kenya	5	3	8	0	0	0	8
Lithuania	0	0	0	0	1	1	1
Madagascar	153	43	196	56	46	102	298
Malawi	0	1	1	0	0	0	1
Malaysia	1	0	1	0	0	0	1
Mozambique	0	1	1	40	0	40	41
Nepal	643	8	651	44	0	44	695
Netherlands	1	0	1	0	0	0	1
Nigeria	1	0	1	0	0	0	1
Pakistan	1	0	1	0	0	0	1
Philippines	0	1	1	1	3	4	5
Poland	0	0	0	1	0	1	1
Russia	0	1	1	0	0	0	1
Senegal	0	0	0	1	0	1	1
Sri Lanka	2	20	22	3	0	3	25
Uganda	0	1	1	0	0	0	1
Total	1,081	83	1,164	825	181	1,006	2,170

Figure 5 - Distribution (%) of new work permits & renewed work permits by country of origin, March 2024

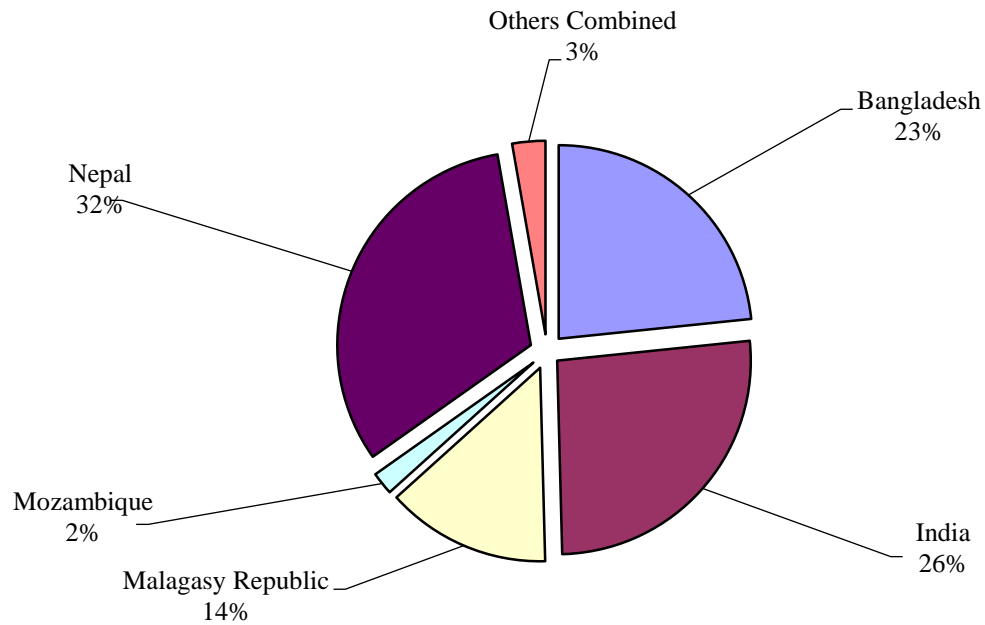


Figure 6 - Number of new work permits & renewed work permits by industrial group, March 2024

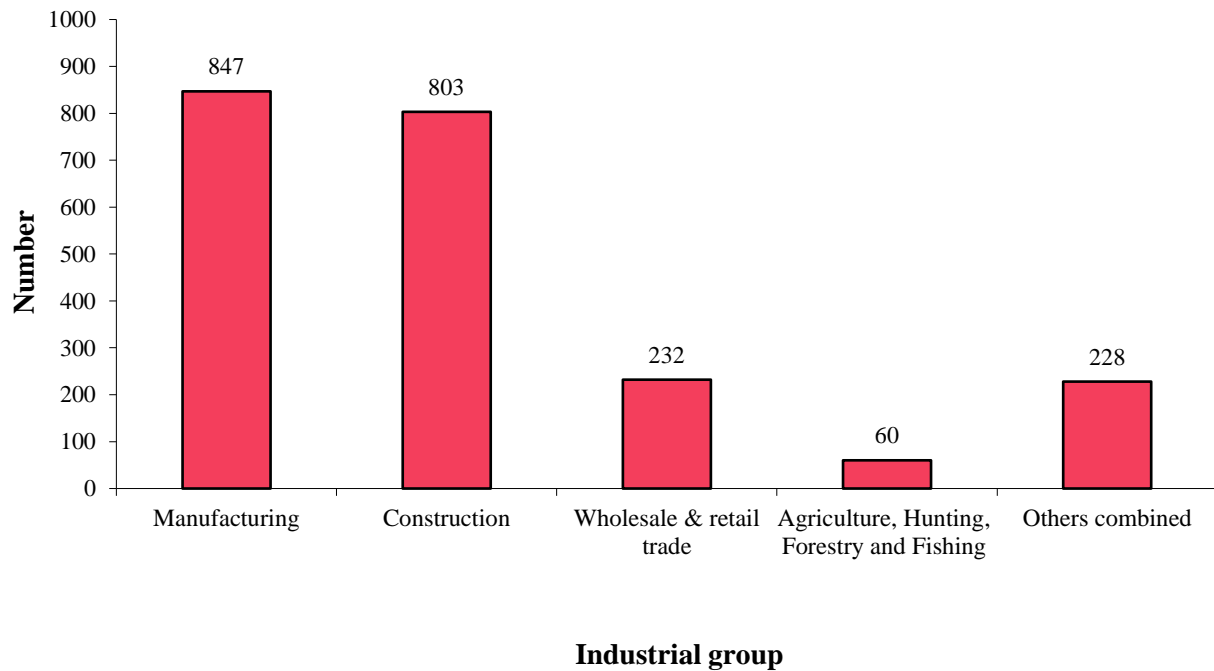


Table 32 - Number of new and renewed work permits by industrial group & sex, March 2024

Industrial group	New			Renewed			Total		
	Male	Female	Both sexes	Male	Female	Both sexes	Male	Female	Both sexes
Agriculture, Hunting, Forestry and Fishing	51	2	53	7	0	7	58	2	60
Minning and Quarrying	0	0	0	0	0	0	0	0	0
Manufacturing	310	49	359	336	152	488	646	201	847
Construction	410	0	410	393	0	393	803	0	803
Wholesale And Retail Trade, Repair Of Motor Vehicles, Motorcycles And Personal And Household Goods	211	0	211	21	0	21	232	0	232
Transport, Storage and Communication	14	0	14	30	20	50	44	20	64
Hotels and Restaurants	22	0	22	18	1	19	40	1	41
Information Technology	1	2	3	0	0	0	1	2	3
Financial Intermediation	0	0	0	1	1	2	1	1	2
Real Estate, Renting And Business Activities	1	1	2	0	0	0	1	1	2
Professional, Scientific and Technical Activities	1	0	1	0	0	0	1	0	1
Administrative and Support Service Activities	29		29	14	0	14	43	0	43
Public Administration and Defence; Compulsory Social Security	0	0	0	0	0	0	0	0	0
Health And Social Work	1	0	1	3	3	6	4	3	7
Other Community, Social And Personal Service	22	3	25	1	2	3	23	5	28
Private Households With Employed Persons	8	26	34	1	2	3	9	28	37
Total	1,081	83	1,164	825	181	1,006	1,906	264	2,170

Table 33 - Number of certificates of exemption issued and renewed by country of origin & sex, March 2024

Country	New	Renewed	Grand Total
China	15	0	15
Croates	0	1	1
France	4	1	5
India	41	27	68
Japan	1	0	1
Madagascar	9	2	11
Nepal	159	29	188
Netherland	1	0	1
South Africa	1	0	1
United Kingdom	0	1	1
Zimbabwe	1	0	1
Total	232	61	293

Table 34 - Number of valid work permits and certificates of exemption by industrial group & sex, as at end of March 2024

Industrial group	Valid Work Permits			Certificates of Exemption			Grand Total		
	Male	Female	Both sexes	Male	Female	Both sexes	Male	Female	Both sexes
Agriculture, Hunting, Forestry and Fishing	1,241	11	1,252	263	0	263	1,504	11	1,515
Mining And Quarrying	9	0	9	0	0	0	9	0	9
Manufacturing	16,942	4,032	20,974	1	0	1	16,943	4,032	20,975
Electricity, Gas And Water Supply	5	0	5	0	0	0	5	0	5
Construction	6,978	18	6,996	6,415	3	6,418	13,393	21	13,414
Wholesale And Retail Trade, Repair Of Motor Vehicles, Motorcycles And Personal And Household Goods	2,135	49	2,184	1	0	1	2,136	49	2,185
Transport, Storage And Communications	143	2	145	2	0	2	145	2	147
Hotels And Restaurants	624	43	667	0	1	1	624	44	668
Information Technology	120	128	248	0	0	0	120	128	248
Financial Intermediation	29	6	35	12	14	26	41	20	61
Real Estate, Renting And Business Activities	189	18	207	0	0	0	189	18	207
Professional, Scientific and Technical Activities	28	0	28	0	0	0	28	0	28
Administrative and Support	193	76	269	0	0	0	193	76	269
Public Administration And Defence; Compulsory Social Security	3	3	6	148	40	188	151	43	194
Education	14	12	26	42	44	86	56	56	112
Health And Social Work	124	102	226	1	0	1	125	102	227
Other Community, Social And Personal Service	548	107	655	23	11	34	571	118	689
Private Households With Employed Persons	129	142	271	0	1	1	129	143	272
Extra-territorial Organisations and Bodies	0	0	0	26	35	61	26	35	61
Total	29,454	4,749	34,203	6,934	149	7,083	36,388	4,898	41,286

Table 35 - Number of valid work permits and certificates of exemption by country of origin & sex, as at end of March 2024

Country of origin	Valid Work Permits			Certificates of exemption			Grand Total		
	Male	Female	Both sexes	Male	Female	Both sexes	Male	Female	Both sexes
Afghanistan	1	0	1	0	0	0	1	0	1
Algeria	1	2	3	0	0	0	1	2	3
Australia	2	2	4	2	1	3	4	3	7
Bangladesh	9,267	2,253	11,520	112	0	112	9,379	2,253	11,632
Belgium	2	4	6	1	0	1	3	4	7
Botswana	0	0	0	1	1	2	1	1	2
Brazil	3	0	3	0	0	0	3	0	3
Burkina Faso	3	0	3	0	0	0	3	0	3
Burundi	0	0	0	1	2	3	1	2	3
Cameroon	7	3	10	0	0	0	7	3	10
Canada	0	3	3	0	3	3	0	6	6
Cape Verde Islands	4	0	4	0	0	0	4	0	4
Chile	1	0	1	0	0	0	1	0	1
China, People's Republic of	124	19	143	41	24	65	165	43	208
Columbia	1	0	1	0	0	0	1	0	1
Comoro Islands	1	1	2	0	0	0	1	1	2
Congo	5	2	7	0	0	0	5	2	7
Croates	0	0	0	1	0	1	1	0	1
Cuba	2	0	2	1	0	1	3	0	3
Djibouti	0	1	1	0	1	1	0	2	2
Egypt	3	0	3	2	0	2	5	0	5
El Salvador	0	0	0	1	0	1	1	0	1
Ethiopia	3	0	3	4	0	4	7	0	7
France	30	21	51	81	89	170	111	110	221
Gambia	0	0	0	1	0	1	1	0	1
Germany	3	2	5	2	0	2	5	2	7
Ghana	9	2	11	0	0	0	9	2	11
Guinea-Bissau	17	0	17	0	0	0	17	0	17
Honduras	0	1	1	0	0	0	0	1	1
Hong Kong	1	0	1	0	0	0	1	0	1
Hungary	0	1	1	0	0	0	0	1	1
Iceland	0	1	1	0	0	0	0	1	1
India	11,552	331	11,883	3,750	5	3,755	15,302	336	15,638
Indonesia	13	24	37	57	3	60	70	27	97
Iran	2	1	3	0	0	0	2	1	3
Ireland	1	1	2	0	0	0	1	1	2
Italy	4	4	8	1	0	1	5	4	9
Ivory Coast	12	1	13	0	0	0	12	1	13
Japan	0	0	0	5	3	8	5	3	8
Kenya	81	235	316	2	2	4	83	237	320
Korea, Republic of	3	0	3	1	0	1	4	0	4
Laos	0	1	1	0	0	0	0	1	1

Table 35 (Cont'd) - Number of valid work permits and certificates of exemption by country of origin & sex, as at end of March 2024

Country of origin	Valid Work Permits			Certificates of exemption			Grand Total		
	Male	Female	Both sexes	Male	Female	Both sexes	Male	Female	Both sexes
Luthiana	0	1	1	0	0	0	0	1	1
Malagasy Republic	3,985	1,355	5,340	240	0	240	4,225	1,355	5,580
Malawi	0	1	1	2	0	2	2	1	3
Malaysia	1	2	3	0	0	0	1	2	3
Morocco	3	3	6	0	0	0	3	3	6
Mozambique	72	1	73	1	1	2	73	2	75
Namibia	1	0	1	1	0	1	2	0	2
Nauru	1	0	1	0	0	0	1	0	1
Nepal	3,742	86	3,828	2,573	0	2,573	6,315	86	6,401
Netherlands	1	0	1	1	0	1	2	0	2
Nicaragua	1	0	1	0	0	0	1	0	1
Nigeria	10	1	11	0	1	1	10	2	12
Oman	1	0	1	0	0	0	1	0	1
Pakistan	16	2	18	0	0	0	16	2	18
Philippines	8	19	27	0	0	0	8	19	27
Poland	3	0	3	0	0	0	3	0	3
Reunion Island	1	0	1	0	1	1	1	1	2
Romania	0	0	0	1	0	1	1	0	1
Russia	0	2	2	0	0	0	0	2	2
Rwanda	0	0	0	1	4	5	1	4	5
Senegal	3	0	3	0	0	0	3	0	3
Serbia	0	0	0	1	0	1	1	0	1
Seychelles	1	1	2	1	0	1	2	1	3
Singapore	0	1	1	0	0	0	0	1	1
Slovakia	0	1	1	0	0	0	0	1	1
Slovenia	1	0	1	0	0	0	1	0	1
South Africa	19	11	30	10	4	14	29	15	44
South Korea	1	0	1	0	0	0	1	0	1
Spain	1	0	1	0	0	0	1	0	1
Sri Lanka	378	330	708	12	0	12	390	330	720
Swaziland	0	0	0	0	1	1	0	1	1
Taiwan	2	0	2	2	0	2	4	0	4
Tanzania	3	1	4	7	0	7	10	1	11
Thailand	1	3	4	0	0	0	1	3	4
Tunisia	1	2	3	0	0	0	1	2	3
Uganda	0	3	3	2	1	3	2	4	6
United Kingdom	4	0	4	6	1	7	10	1	11
United States of America	1	1	2	4	1	5	5	2	7
Vietnam	1	1	2	0	0	0	1	1	2
Yemen	1	0	1	0	0	0	1	0	1
Zambia	0	1	1	0	0	0	0	1	1
Zimbabwe	32	4	36	2	0	2	34	4	38
Total	29,454	4,749	34,203	6,934	149	7,083	36,388	4,898	41,286

Table 36 - Number of valid work permits and certificates of exemption (more than 50) by occupation & sex, as at end of March 2024

Occupation	Male	Female	Total
Aluminium Fabricator	56	0	56
Aluminium Fabricator Grade I	52	0	52
Bakery Operator	891	4	895
Barbender	69	0	69
Barbender Grade I	173	0	173
Barbender Grade II	276	0	276
Block Mason Grade 2	101	0	101
Cabinet Maker	246	0	246
Cabinet Maker Grade I	72	0	72
Cabinet Maker Grade II	328	1	329
Call Centre Operator	107	184	291
Carer	59	71	130
Carpenter	445	0	445
Carpenter Grade I	765	1	766
Carpenter Grade II	1628	1	1,629
Cook	398	12	410
Cosmetic Brush Maker	49	36	85
Electrician	160	0	160
Electrician Grade I	240	0	240
Electrician Grade II	120	0	120
Excavator Operator	58	0	58
Factory Attendant	91	0	91
Factory Operator	278	26	304
Field Labourer	164	2	166
Fish Cleaner	21	1230	1,251
Fish Cutter	680	2	682
Fisherman	118	0	118
Food Processing Operator	83	0	83
Greenhouse And Budding Operator	71	0	71
Helper	229	0	229
High Precision Mechanic	66	0	66
Injection Operator	99	0	99
Jeweller	83	0	83
Knitting Machine Operator	58	0	58
Landscape Grade II	57	0	57
Leather Machine Operator	93	4	97
Linking Machine Operator	21	32	53
Machine Operator	2912	428	3,340
Machine Operator, Sewing	1437	368	1,805
Machine Operator, Textiles	5479	1791	7,270
Mason	977	1	978
Mason Grade I	1248	1	1,249

Table 36 (Cont'd) - Number of valid work permits and certificates of exemption (more than 50) by occupation & sex, as at end of March 2024

Occupation	Male	Female	Total
Mason Grade II	2542	1	2,543
Nursing Officer	35	47	82
Packing Machine Operator	572	4	576
Pastry Maker	277	8	285
Plasterer Grade II	207	0	207
Plumber	118	0	118
Plumber Grade I	136	0	136
Plumber Grade II	65	0	65
Poultry Farm Worker Grade II	79	0	79
Priest	87	2	89
Religious And Social Worker	14	59	73
Scaffolder Grade II	106	0	106
Seaman	62	0	62
Shelves Worker	141	27	168
Skilled Brick Layer Grade II	70	0	70
Skilled Mason	113	0	113
Skilled Worker Grade II	93	0	93
Specialist Shutter Hand Grade I	127	0	127
Spinner	352	3	355
Spinning Machine Operator	307	0	307
Steel Fixer	141	1	142
Steel Fixer Grade I	125	0	125
Steel Fixer Grade II	630	0	630
Sugar Cane Field Labourer	75	0	75
Supervisor	80	5	85
Textile Machine Operator	71	22	93
Tile Setter Grade II	77	0	77
Tiles Layer Grade II	56	0	56
Unskilled Worker	288	0	288
Unskilled Worker Grade II	72	0	72
Upholsterer	79	2	81
Upholsterer Grade II	60	0	60
"Volontaire Internationale En Enterprise (VIE)"	34	31	65
Weaving Machine Operator	110	0	110
Welder	83	0	83
Welder Grade I	95	0	95
Welder Grade II	238	0	238
<i>Others</i>	<i>8013</i>	<i>491</i>	<i>8,504</i>
Total	36388	4898	41,286

Table 37 - Number of valid work permits and certificates of exemption by industrial group, country of origin & sex, as at end of March 2024

Industrial Group	Country Name	Valid Work Permits			Certificates of Exemption			Grand Total		
		Male	Female	Total	Male	Female	Total	Male	Female	Total
Agriculture, Forestry And Fishing	Bangladesh	339	0	339	0	0	0	339	0	339
	Belgium	0	1	1	0	0	0	0	1	1
	Ethiopia	2	0	2	0	0	0	2	0	2
	Germany	0	0	0	1	0	1	1	0	1
	Ghana	2	0	2	0	0	0	2	0	2
	India	426	1	427	2	0	2	428	1	429
	Indonesia	0	0	0	39	0	39	39	0	39
	Kenya	31	0	31	0	0	0	31	0	31
	Madagascar	237	9	246	200	0	200	437	9	446
	Nepal	202	0	202	0	0	0	202	0	202
	South Africa	0	0	0	7	0	7	7	0	7
	Sri Lanka	0	0	0	12	0	12	12	0	12
	Taiwan	2	0	2	2	0	2	4	0	4
	Sub Total	1241	11	1252	263	0	263	1504	11	1515
Mining And Quarrying	Bangladesh	7	0	7	0	0	0	7	0	7
	Madagascar	2	0	2	0	0	0	2	0	2
	Sub Total	9	0	9	0	0	0	9	0	9
Manufacturing	Afghanistan	1	0	1	0	0	0	1	0	1
	Bangladesh	6962	2234	9196	0	0	0	6962	2234	9196
	Burkina Faso	1	0	1	0	0	0	1	0	1
	China	15	7	22	0	0	0	15	7	22
	France	0	1	1	1	0	1	1	1	2
	Germany	0	1	1	0	0	0	0	1	1
	Honduras	0	1	1	0	0	0	0	1	1
	India	5520	179	5699	0	0	0	5520	179	5699
	Indonesia	1	0	1	0	0	0	1	0	1
	Iran	1	0	1	0	0	0	1	0	1
	Italy	0	2	2	0	0	0	0	2	2
	Ivory Coast	4	0	4	0	0	0	4	0	4
	Kenya	39	233	272	0	0	0	39	233	272
	Laos	0	1	1	0	0	0	0	1	1
	Madagascar	2866	975	3841	0	0	0	2866	975	3841
	Morocco	0	2	2	0	0	0	0	2	2
	Mozambique	3	0	3	0	0	0	3	0	3
	Nauru	1	0	1	0	0	0	1	0	1
	Nepal	1155	67	1222	0	0	0	1155	67	1222
	Netherlands	1	0	1	0	0	0	1	0	1
	Nigeria	1	0	1	0	0	0	1	0	1
	Pakistan	0	1	1	0	0	0	0	1	1
	Philippines	1	1	2	0	0	0	1	1	2
	South Africa	1	0	1	0	0	0	1	0	1
	Sri Lanka	361	327	688	0	0	0	361	327	688
	Tanzania	1	0	1	0	0	0	1	0	1
	Zimbabwe	7	0	7	0	0	0	7	0	7
	Sub Total	16942	4032	20974	1	0	1	16943	4032	20975
Electricity, Gas And Water Supply	Bangladesh	5	0	5	0	0	0	5	0	5
	Sub Total	5	0	5	0	0	0	5	0	5
Construction	Australia	0	0	0	1	0	1	1	0	1
	Bangladesh	827	1	828	111	0	111	938	1	939
	Cape Verde Islands	4	0	4	0	0	0	4	0	4
	China	93	9	102	37	0	37	130	9	139
	Colombia	1	0	1	0	0	0	1	0	1
	Comoros	0	1	1	0	0	0	0	1	1
	France	1	0	1	1	2	2	1	3	3
	Ghana	4	0	4	0	0	0	4	0	4
	Guinea-Bissau	13	0	13	0	0	0	13	0	13
	India	4199	4	4203	3684	2	3686	7883	6	7889
	Indonesia	0	1	1	0	0	0	0	1	1
	Madagascar	239	1	240	34	0	34	273	1	274
	Mozambique	69	0	69	0	0	0	69	0	69
	Namibia	1	0	1	0	0	0	1	0	1
	Nepal	1518	1	1519	2546	0	2546	4064	1	4065
	Nicaragua	1	0	1	0	0	0	1	0	1
	Nigeria	2	0	2	0	0	0	2	0	2
	Senegal	1	0	1	0	0	0	1	0	1
	South Africa	3	0	3	1	0	1	4	0	4
	Sri Lanka	2	0	2	0	0	0	2	0	2
	Sub Total	6978	18	6996	6415	3	6418	13393	21	13414
Wholesale And Retail Trade, Repair Of Motor Vehicles, Motorcycles And Personal And Household Goods	Bangladesh	842	2	844	0	0	0	842	2	844
	Cameroon	0	1	1	0	0	0	0	1	1
	China	3	0	3	0	0	0	3	0	3
	France	2	0	2	0	0	0	2	0	2
	Germany	1	0	1	0	0	0	1	0	1
	Ghana	1	0	1	0	0	0	1	0	1
	India	400	4	404	1	0	1	401	4	405

Table 37 (Cont'd) - Number of valid work permits and certificates of exemption by industrial group, country of origin & sex, as at end of March 2024

Industrial Group	Country Name	Valid Work Permits			Certificates of Exemption			Grand Total		
		Male	Female	Total	Male	Female	Total	Male	Female	Total
Wholesale And Retail Trade, Repair Of Motor Vehicles, Motorcycles And Personal And Household Goods (Cont'd)	Indonesia	12	0	12	0	0	0	12	0	12
	Iran	1	0	1	0	0	0	1	0	1
	Italy	1	0	1	0	0	0	1	0	1
	Kenya	5	0	5	0	0	0	5	0	5
	Madagascar	241	35	276	0	0	0	241	35	276
	Morocco	0	1	1	0	0	0	0	1	1
	Nepal	620	2	622	0	0	0	620	2	622
	Nigeria	2	0	2	0	0	0	2	0	2
	Pakistan	1	1	2	0	0	0	1	1	2
	Philippines	0	1	1	0	0	0	0	1	1
	Singapore	0	1	1	0	0	0	0	1	1
	South Africa	1	1	2	0	0	0	1	1	2
	Spain	1	0	1	0	0	0	1	0	1
	Yemen	1	0	1	0	0	0	1	0	1
	Sub Total	2135	49	2184	1	0	1	2136	49	2185
Transport, Storage And Communications	Bangladesh	26	0	26	0	0	0	26	0	26
	Belgium	1	0	1	0	0	0	1	0	1
	China	1	0	1	0	0	0	1	0	1
	Djibouti	0	1	1	0	0	0	0	1	1
	India	29	0	29	0	0	0	29	0	29
	Indonesia	0	0	0	2	0	2	2	0	2
	Korea	1	0	1	0	0	0	1	0	1
	Madagascar	59	1	60	0	0	0	59	1	60
	Nepal	25	0	25	0	0	0	25	0	25
	South Korea	1	0	1	0	0	0	1	0	1
	Sub Total	143	2	145	2	0	2	145	2	147
Hotels And Restaurants	Algeria	0	1	1	0	0	0	0	1	1
	Bangladesh	76	0	76	0	0	0	76	0	76
	Belgium	1	0	1	0	0	0	1	0	1
	China	9	0	9	0	0	0	9	0	9
	Egypt	1	0	1	0	0	0	1	0	1
	France	1	0	1	0	1	1	1	1	2
	Germany	0	1	1	0	0	0	0	1	1
	Hong Kong	1	0	1	0	0	0	1	0	1
	India	330	5	335	0	0	0	330	5	335
	Indonesia	0	3	3	0	0	0	0	3	3
	Madagascar	39	14	53	0	0	0	39	14	53
	Malaysia	0	1	1	0	0	0	0	1	1
	Morocco	1	0	1	0	0	0	1	0	1
	Nepal	120	7	127	0	0	0	120	7	127
	Nigeria	1	0	1	0	0	0	1	0	1
	Pakistan	1	0	1	0	0	0	1	0	1
	Philippines	2	2	4	0	0	0	2	2	4
	Russia	0	1	1	0	0	0	0	1	1
	Senegal	2	0	2	0	0	0	2	0	2
	South Africa	5	2	7	0	0	0	5	2	7
	Sri Lanka	6	0	6	0	0	0	6	0	6
	Thailand	1	3	4	0	0	0	1	3	4
	Tunisia	1	1	2	0	0	0	1	1	2
	Vietnam	1	1	2	0	0	0	1	1	2
	Zimbabwe	25	1	26	0	0	0	25	1	26
	Sub Total	624	43	667	0	1	1	624	44	668
Information Technology	Bangladesh	6	0	6	0	0	0	6	0	6
	France	5	4	9	0	0	0	5	4	9
	Germany	1	0	1	0	0	0	1	0	1
	India	32	2	34	0	0	0	32	2	34
	Madagascar	69	120	189	0	0	0	69	120	189
	Morocco	2	0	2	0	0	0	2	0	2
	Philippines	0	1	1	0	0	0	0	1	1
	Reunion Island	1	0	1	0	0	0	1	0	1
	Slovenia	1	0	1	0	0	0	1	0	1
	Sri Lanka	1	0	1	0	0	0	1	0	1
	Tanzania	1	0	1	0	0	0	1	0	1
	Tunisia	0	1	1	0	0	0	0	1	1
	United Kingdom	1	0	1	0	0	0	1	0	1
	Sub Total	120	128	248	0	0	0	120	128	248
Financial Intermediation	Botswana	0	0	0	0	1	1	0	1	1
	Burundi	0	0	0	0	2	2	0	2	2
	Canada	0	0	0	0	1	1	0	1	1
	Djibouti	0	0	0	0	1	1	0	1	1
	Ethiopia	0	0	0	1	0	1	1	0	1
	France	0	0	0	2	4	6	2	4	6
	India	26	5	31	0	0	0	26	5	31
	Kenya	0	0	0	1	0	1	1	0	1
	Madagascar	0	1	1	4	0	4	4	1	5
	Mozambique	0	0	0	1	1	2	1	1	2

Table 37 (Cont'd) - Number of valid work permits and certificates of exemption by industrial group, country of origin & sex, as at end of March 2024

Industrial Group	Country Name	Valid Work Permits			Certificates of Exemption			Grand Total		
		Male	Female	Total	Male	Female	Total	Male	Female	Total
Financial Intermediation (Cont'd)	Oman	1	0	1	0	0	0	1	0	1
	Rwanda	0	0	0	0	3	3	0	3	3
	South Africa	0	0	0	0	1	1	0	1	1
	Sri Lanka	2	0	2	0	0	0	2	0	2
	United States Of America	0	0	0	2	0	2	2	0	2
	Zimbabwe	0	0	0	1	0	1	1	0	1
	Sub Total	29	6	35	12	14	26	41	20	61
Real Estate, Renting And Activities	Bangladesh	93	1	94	0	0	0	93	1	94
	Belgium	0	2	2	0	0	0	0	2	2
	Cameroon	0	1	1	0	0	0	0	1	1
	China	2	1	3	0	0	0	2	1	3
	France	3	3	6	0	0	0	3	3	6
	Germany	1	0	1	0	0	0	1	0	1
	Ghana	1	0	1	0	0	0	1	0	1
	India	66	2	68	0	0	0	66	2	68
	Madagascar	18	4	22	0	0	0	18	4	22
	Malawi	0	1	1	0	0	0	0	1	1
	Pakistan	2	0	2	0	0	0	2	0	2
	South Africa	2	3	5	0	0	0	2	3	5
	Sri Lanka	1	0	1	0	0	0	1	0	1
	Sub Total	189	18	207	0	0	0	189	18	207
Professional, Scientific and Technical Activities	France	1	0	1	0	0	0	1	0	1
	India	12	0	12	0	0	0	12	0	12
	Madagascar	2	0	2	0	0	0	2	0	2
	Nepal	12	0	12	0	0	0	12	0	12
	South Africa	1	0	1	0	0	0	1	0	1
	Sub Total	28	0	28	0	0	0	28	0	28
Administrative and Support	Bangladesh	14	0	14	0	0	0	14	0	14
	Ghana	0	1	1	0	0	0	0	1	1
	India	36	1	37	0	0	0	36	1	37
	Madagascar	66	73	139	0	0	0	66	73	139
	Nepal	74	0	74	0	0	0	74	0	74
	Sri Lanka	3	0	3	0	0	0	3	0	3
	Tanzania	0	1	1	0	0	0	0	1	1
	Sub Total	193	76	269	0	0	0	193	76	269
Public Administration And Defence; Compulsory Social Security	China	0	0	0	2	21	23	2	21	23
	Croates	0	0	0	1		1	1	0	1
	Cuba	0	0	0	1		1	1	0	1
	Egypt	0	0	0	2		2	2	0	2
	El Salvador	0	0	0	1		1	1	0	1
	Ethiopia	0	0	0	1		1	1	0	1
	France	0	3	3	20	16	36	20	19	39
	India	3	0	3	56		56	59	0	59
	Indonesia	0	0	0	14		14	14	0	14
	Italy	0	0	0	1		1	1	0	1
	Japan	0	0	0	3	1	4	3	1	4
	Korea	0	0	0	1		1	1	0	1
	Madagascar	0	0	0	1		1	1	0	1
	Malawi	0	0	0	2		2	2	0	2
	Namibia	0	0	0	1		1	1	0	1
	Nepal	0	0	0	27		27	27	0	27
	Netherlands	0	0	0	1		1	1	0	1
	Romania	0	0	0	1		1	1	0	1
	South Africa	0	0	0	1		1	1	0	1
	Tanzania	0	0	0	6		6	6	0	6
	United Kingdom	0	0	0	4	1	5	4	1	5
	United States Of America	0	0	0		1	1	0	1	1
	Zimbabwe	0	0	0	1		1	1	0	1
	Sub Total	3	3	6	148	40	188	151	43	194
Education	Australia	0	1	1	1	0	1	1	1	2
	Bangladesh	1	0	1	0	0	0	1	0	1
	China	0	1	1	2		2	2	3	5
	Ethiopia	0	0	0	1	0	1	1	0	1
	France	0	1	1	31	39	70	31	40	71
	Iceland	0	1	1	0	0	0	0	1	1
	India	11	3	14	2		2	13	5	18
	Iran	0	1	1	0	0	0	0	1	1
	Nepal	1	1	2	0	0	0	1	1	2
	Pakistan	1	0	1	0	0	0	1	0	1
	Reunion Island	0	0	0	0	1	1	0	1	1
	South Africa	0	3	3	1	0	1	1	3	4
	United Kingdom	0	0	0	2	0	2	2	0	2

Table 37 (Cont'd) - Number of valid work permits and certificates of exemption by industrial group, country of origin & sex, as at end of March 2024

Industrial Group	Country Name	Valid Work Permits			Certificates of Exemption			Grand Total		
		Male	Female	Total	Male	Female	Total	Male	Female	Total
Education (Cont'd)	United States Of America	0	0	0	2	0	2	2	0	2
	Sub Total	14	12	26	42	44	86	56	56	112
Health And Social Work	Bangladesh	1	0	1	0	0	0	1	0	1
	China	1	1	2	0	0	0	1	1	2
	Comoros	1	0	1	0	0	0	1	0	1
	India	102	84	186	1	0	1	103	84	187
	Indonesia	0	1	1	0	0	0	0	1	1
	Madagascar	15	12	27	0	0	0	15	12	27
	Nigeria	0	1	1	0	0	0	0	1	1
	Pakistan	1	0	1	0	0	0	1	0	1
	Philippines	2	3	5	0	0	0	2	3	5
	United States Of America	1	0	1	0	0	0	1	0	1
	Sub Total	124	102	226	1	0	1	125	102	227
Other Community, Social And Personal Service	Australia	2	1	3	0	1	1	2	2	4
	Bangladesh	36	2	38	1	0	1	37	2	39
	Belgium	0	1	1	0	0	0	0	1	1
	Brazil	3	0	3	0	0	0	3	0	3
	Burkina Faso	2	0	2	0	0	0	2	0	2
	Burundi	0	0	0	1	0	1	1	0	1
	Cameroon	7	0	7	0	0	0	7	0	7
	Canada	0	3	3	0	0	0	0	3	3
	Chile	1	0	1	0	0	0	1	0	1
	Congo	5	2	7	0	0	0	5	2	7
	Cuba	2	0	2	0	0	0	2	0	2
	Egypt	2	0	2	0	0	0	2	0	2
	Ethiopia	1	0	1	1	0	1	2	0	2
	France	17	9	26	7	4	11	24	13	37
	Gambia	0	0	0	1	0	1	1	0	1
	Germany	0	0	0	1	0	1	1	0	1
	Ghana	1	0	1	0	0	0	1	0	1
	Guinea-Bissau	4	0	4	0	0	0	4	0	4
	Hungary	0	1	1	0	0	0	0	1	1
	India	329	17	346	2	0	2	331	17	348
	Indonesia	0	18	18	2	1	3	2	19	21
	Ireland	1	1	2	0	0	0	1	1	2
	Italy	3	2	5	0	0	0	3	2	5
	Ivory Coast	8	0	8	0	0	0	8	0	8
	Kenya	5	0	5	1	2	3	6	2	8
	Korea	2	0	2	0	0	0	2	0	2
	Lithuania	0	1	1	0	0	0	0	1	1
	Madagascar	82	37	119	1	0	1	83	37	120
	Malaysia	1	1	2	0	0	0	1	1	2
	Nepal	4	2	6	0	0	0	4	2	6
	Nigeria	4	0	4	0	1	1	4	1	5
	Pakistan	10	0	10	0	0	0	10	0	10
	Philippines	1	1	2	0	0	0	1	1	2
	Poland	3	0	3	0	0	0	3	0	3
	Rwanda	0	0	0	1	0	1	1	0	1
	Serbia	0	0	0	1	0	1	1	0	1
	Seychelles	1	1	2	0	0	0	1	1	2
	Slovakia	0	1	1	0	0	0	0	1	1
	South Africa	6	2	8	0	1	1	6	3	9
	Sri Lanka	1	0	1	0	0	0	1	0	1
	Tanzania	1	0	1	1	0	1	2	0	2
	Uganda	0	2	2	2	1	3	2	3	5
	United Kingdom	3	0	3	0	0	0	3	0	3
	United States Of America	0	1	1	0	0	0	0	1	1
	Zimbabwe	0	1	1	0	0	0	0	1	1
	Sub Total	548	107	655	23	11	34	571	118	689
Private Households With Employed Persons	Algeria	1	1	2	0	0	0	1	1	2
	Bangladesh	32	13	45	0	0	0	32	13	45
	Cameroon		1	1	0	0	0	0	1	1
	Ghana		1	1	0	0	0	0	1	1
	India	31	24	55	0	1	1	31	25	56
	Indonesia		1	1	0	0	0	0	1	1
	Ivory Coast		1	1	0	0	0	0	1	1
	Kenya	1	2	3	0	0	0	1	2	3
	Madagascar	50	73	123	0	0	0	50	73	123
	Mozambique		1	1	0	0	0	0	1	1
	Nepal	11	6	17	0	0	0	11	6	17
	Philippines	2	10	12	0	0	0	2	10	12
	Russia		1	1	0	0	0	0	1	1
	Sri Lanka	1	3	4	0	0	0	1	3	4
	Uganda		1	1	0	0	0	0	1	1
	Zambia		1	1	0	0	0	0	1	1

Table 37 (Cont'd) - Number of valid work permits and certificates of exemption by industrial group, country of origin & sex, as at end of March 2024

Industrial Group	Country Name	Valid Work Permits			Certificates of Exemption			Grand Total		
		Male	Female	Total	Male	Female	Total	Male	Female	Total
Private Households With Employed Persons (Cont'd)	Zimbabwe		2	2	0	0	0	0	2	2
	Sub Total	129	142	271	0	1	1	129	143	272
Extra-Territorial Organisations And Bodies	Belgium	0	0	0	1	0	1	1	0	1
	Botswana	0	0	0	1	0	1	1	0	1
	Canada	0	0	0	0	2	2	0	2	2
	China	0	0	0	0	1	1	0	1	1
	France	0	0	0	19	24	43	19	24	43
	India	0	0	0	2	0	2	2	0	2
	Indonesia	0	0	0	0	2	2	0	2	2
	Japan	0	0	0	2	2	4	2	2	4
	Rwanda	0	0	0	0	1	1	0	1	1
	Seychelles	0	0	0	1	0	1	1	0	1
	South Africa	0	0	0	0	2	2	0	2	2
	Swaziland	0	0	0	0	1	1	0	1	1
	Sub Total	0	0	0	26	35	61	26	35	61
Total		29454	4749	34203	6934	149	7083	36388	4898	41286

Table 38 - Number of valid work permits and certificates of exemption by industrial group, occupation & sex, as at end of March 2024

Industrial Group	Occupation	Valid Work Permits			Certificates of Exemption			Grand Total		
		Male	Female	Both sexes	Male	Female	Both sexes	Male	Female	Both sexes
Agriculture, Forestry and Fishing	Agricultural Labourer	36	0	36	0	0	0	36	0	36
	Agricultural Labourer Grade I	6	0	6	0	0	0	6	0	6
	Agricultural Supervisor	8	0	8	0	0	0	8	0	8
	Agriculture Officers	4	0	4	0	0	0	4	0	4
	Aide Soignant (Garde Malade)	1	2	3	0	0	0	1	2	3
	Aluminium Fabricator Grade I	1	0	1	0	0	0	1	0	1
	Animal Behaviour Coordinator	1	0	1	0	0	0	1	0	1
	Animal Carer	2	0	2	0	0	0	2	0	2
	Bending Harvesting And Culture Operator	3	0	3	0	0	0	3	0	3
	Bio - Farmer	12	0	12	0	0	0	12	0	12
	Breeding Of Animals	2	0	2	0	0	0	2	0	2
	Breeds Animal Care Operator	2	0	2	0	0	0	2	0	2
	Budder	2	0	2	0	0	0	2	0	2
	Budder Operator	6	0	6	0	0	0	6	0	6
	Budding Operator	1	0	1	0	0	0	1	0	1
	Captain	0	0	0	13	0	13	13	0	13
	Carer	2	0	2	0	0	0	2	0	2
	Channel Profile Extrusion Line Operator	3	0	3	0	0	0	3	0	3
	Chicken Cleansing And Cutting Machine Operator	4	1	5	0	0	0	4	1	5
	Chicken Farmer	1	0	1	0	0	0	1	0	1
	Chief Engineer	0	0	0	1	0	1	1	0	1
	Cold Room Technician	1	0	1	0	0	0	1	0	1
	Conseiller Commercial	1	0	1	0	0	0	1	0	1
	Cook	0	0	0	1	0	1	1	0	1
	Crew Member	0	0	0	22	0	22	22	0	22
	Deckhand	0	0	0	2	0	2	2	0	2
	Deep Sea Fisherman	0	0	0	12	0	12	12	0	12
	Diver	3	0	3	0	0	0	3	0	3
	Domestic Worker	1	1	2	0	0	0	1	1	2
	Electrician	0	0	0	1	0	1	1	0	1
	Factory Attendant	74	0	74	0	0	0	74	0	74
	Factory Attendant Grade II	5	0	5	0	0	0	5	0	5
	Factory Operator	4	0	4	0	0	0	4	0	4
	Farm Skilled Livestock Worker	2	0	2	0	0	0	2	0	2
	Farm Skilled Worker	43	0	43	0	0	0	43	0	43
	Farm Skilled Worker Grade II	3	0	3	0	0	0	3	0	3
	Farm Worker	23	0	23	0	0	0	23	0	23
	Farm Worker Grade II	20	0	20	0	0	0	20	0	20
	Feeder	2	0	2	0	0	0	2	0	2
	Fertigation Operator	2	0	2	0	0	0	2	0	2
	Fertilising Machine Operator	28	0	28	0	0	0	28	0	28
	Fertilizer And Irrigation Officer	5	0	5	0	0	0	5	0	5
	Field Crop Farm Labourer, General, Unskilled	1	0	1	0	0	0	1	0	1
	Field Crop Labourer	17	0	17	0	0	0	17	0	17
	Field Crop Worker Grade 1 (Nursery Worker)	3	0	3	0	0	0	3	0	3
	Field Labourer	174	2	176	0	0	0	174	2	176
	Field Labourer Grade I	6	0	6	0	0	0	6	0	6
	Field Labourer Grade II	16	0	16	0	0	0	16	0	16
	Field Labourer (Hydroponic)	5	0	5	0	0	0	5	0	5
	Field Labourer (Hydroponic Grade 2)	4	0	4	0	0	0	4	0	4
	Fish Cleaner	4	0	4	0	0	0	4	0	4
	Fish Packer	4	0	4	0	0	0	4	0	4
	Fisherman	0	0	0	118	0	118	118	0	118
	Fishermen/Frigo Boy	0	0	0	2	0	2	2	0	2
	Food Processing Operator	4	0	4	0	0	0	4	0	4
	Frigoboy	18	0	18	4	0	4	22	0	22
	Garden And Horticultural Labourer	3	0	3	0	0	0	3	0	3
	Green House Technician Grade I	5	0	5	0	0	0	5	0	5
	Greenhouse And Budding Operator	50	0	50	0	0	0	50	0	50
	Greenhouse And Budding Technician	7	0	7	0	0	0	7	0	7
	Greenhouse Operator	37	0	37	0	0	0	37	0	37
	Greenhouse Operator Grade I	4	0	4	0	0	0	4	0	4
	Greenhouse Operator Grade II	11	0	11	0	0	0	11	0	11
	Greenhouse Technician	11	0	11	0	0	0	11	0	11
	Greenhouse Worker	38	0	38	0	0	0	38	0	38
	Greenhouse Worker, Grade II	5	0	5	0	0	0	5	0	5
	Harvesting Officer	5	0	5	0	0	0	5	0	5
	Horticultural Technician	5	0	5	0	0	0	5	0	5
	Horticultural Technician Grade II	4	0	4	0	0	0	4	0	4
	Horticulturist	7	0	7	0	0	0	7	0	7
	Hydroponic Farmer	1	0	1	0	0	0	1	0	1
	Hydroponic Technician	7	0	7	0	0	0	7	0	7
	Hydroponic Technician Grade II	4	0	4	0	0	0	4	0	4
	Hydroponic Unit Operator/Hydroponic Technician	2	0	2	0	0	0	2	0	2
	Labourer	41	0	41	0	0	0	41	0	41
	Labourer (Field Labourer Grade I)	27	0	27	0	0	0	27	0	27
	Landscaper	4	0	4	0	0	0	4	0	4
	Livestock Farm Worker Grade II	2	0	2	0	0	0	2	0	2
	Livestock Worker	4	0	4	0	0	0	4	0	4

Table 38 (Cont'd) - Number of valid work permits and certificates of exemption by industrial group, occupation & sex, as at end of March 2024

Industrial Group	Occupation	Valid Work Permits			Certificates of Exemption			Grand Total		
		Male	Female	Both sexes	Male	Female	Both sexes	Male	Female	Both sexes
Agriculture, Forestry and Fishing (cont'd)	Machine Operator	2	0	2	0	0	0	2	0	2
	Maid	2	1	3	0	0	0	2	1	3
	Marine Mechanic	0	0	0	1	0	1	1	0	1
	Marquetry Inlayer	2	0	2	0	0	0	2	0	2
	Mechanic	2	0	2	4	0	4	6	0	6
	Mechanic Seaman	0	0	0	1	0	1	1	0	1
	Mixed Crop Grower	3	0	3	0	0	0	3	0	3
	Motorman	0	0	0	2	0	2	2	0	2
	Nursery Fertigation Operator	2	0	2	0	0	0	2	0	2
	Ouvrier	1	0	1	0	0	0	1	0	1
	Packer	2	0	2	0	0	0	2	0	2
	Packer, Hand	1	0	1	0	0	0	1	0	1
	Packer, Hand Grade I	1	0	1	0	0	0	1	0	1
	Packing And Labelling Operator	4	0	4	0	0	0	4	0	4
	Packing Machine Operator	1	0	1	0	0	0	1	0	1
	Packing Supervisor	1	0	1	0	0	0	1	0	1
	Plant Operator	1	0	1	0	0	0	1	0	1
	Plucker	4	0	4	0	0	0	4	0	4
	Post Harvesting Supervisor	1	0	1	0	0	0	1	0	1
	Poultry Factory Worker	3	0	3	0	0	0	3	0	3
	Poultry Factory Worker (Factory Attendant)	16	0	16	0	0	0	16	0	16
	Poultry Farm Worker	40	0	40	0	0	0	40	0	40
	Poultry Farm Worker Grade II	62	0	62	0	0	0	62	0	62
	Poultry Farm Worker Grade I	9	0	9	0	0	0	9	0	9
	Poultry Farmer	8	0	8	0	0	0	8	0	8
	Poultry Farmer- Grade II	11	0	11	0	0	0	11	0	11
	Sailor	0	0	0	4	0	4	4	0	4
	Seaman	0	0	0	62	0	62	62	0	62
	Senior Manager	1	0	1	0	0	0	1	0	1
	Sewing Machine Operator	1	0	1	0	0	0	1	0	1
	Sheltered Farming Scheme Workers	1	0	1	0	0	0	1	0	1
	Sheltered Farming Scheme Workers Grade II	2	0	2	0	0	0	2	0	2
	Skilled Farm Worker	48	0	48	0	0	0	48	0	48
	Skilled Gardener Hydroponic	6	0	6	0	0	0	6	0	6
	Skilled Gardener Hydroponic Grade I	2	0	2	0	0	0	2	0	2
	Skilled Hydroponic Worker	3	0	3	0	0	0	3	0	3
	Skilled Hydroponic Worker Grade II	1	0	1	0	0	0	1	0	1
	Skilled Livestock Worker Grade I	2	0	2	0	0	0	2	0	2
	Skilled Nursery Worker	3	0	3	0	0	0	3	0	3
	Skipper	0	0	0	13	0	13	13	0	13
	Slaughterhouse Worker	3	0	3	0	0	0	3	0	3
	Sugar Cane Field And Vegetable Workers	2	0	2	0	0	0	2	0	2
	Sugarcane Cutter	12	0	12	0	0	0	12	0	12
	Sugarcane Farm Labourer	90	0	90	0	0	0	90	0	90
	Sugarcane Farm Labourer Grade I	4	0	4	0	0	0	4	0	4
	Third Secretary	1	0	1	0	0	0	1	0	1
	Top Grafting Budder	3	0	3	0	0	0	3	0	3
	Travailleur De Ferme	1	1	2	0	0	0	1	1	2
	Travailleur De Ferme Grade II	15	1	16	0	0	0	15	1	16
	Tree Loppers	2	0	2	0	0	0	2	0	2
	Vanilla Planter	0	1	1	0	0	0	0	1	1
	Vegetable Farm Skilled Worker	2	0	2	0	0	0	2	0	2
	Vehicle Assistant	3	0	3	0	0	0	3	0	3
	Wild Animal Vet Nurse And Enrichment Coordinator	0	1	1	0	0	0	0	1	1
	Sub Total	1241	11	1252	263	0	263	1504	11	1515
Mining and Quarrying	Stone Crusher Machine Operator	7	0	7	0	0	0	7	0	7
	Stone Crusher Machine Operator Grade II	2	0	2	0	0	0	2	0	2
	Sub Total	9	0	9	0	0	0	9	0	9
Manufacturing	Ac Technician	5	0	5	0	0	0	5	0	5
	Acoustic And Dry Wailing Installer Technician	2	0	2	0	0	0	2	0	2
	Aluminium Assembler	7	0	7	0	0	0	7	0	7
	Aluminium Assembler Grade II	6	0	6	0	0	0	6	0	6
	Aluminium Assembler/Fixer	2	0	2	0	0	0	2	0	2
	Aluminium Fabricator	43	0	43	0	0	0	43	0	43
	Aluminium Fabricator And Installer	15	0	15	0	0	0	15	0	15
	Aluminium Fabricator And Installer Grade II	21	0	21	0	0	0	21	0	21
	Aluminium Fabricator Grade I	52	0	52	0	0	0	52	0	52
	Aluminium Fabricator Grade II	10	0	10	0	0	0	10	0	10
	Aluminium Fitter Grade I	2	0	2	0	0	0	2	0	2
	Aluminium Fixer/Assembler - Grade II	3	0	3	0	0	0	3	0	3
	Aluminium Frame Maker - Grade II	1	0	1	0	0	0	1	0	1
	Aluminium Framemaker	1	0	1	0	0	0	1	0	1
	Aluminium Light Metal Operator	43	0	43	0	0	0	43	0	43
	Aluminium Light Metal Operator Grade I	1	0	1	0	0	0	1	0	1
	Aluminium Operator	6	0	6	0	0	0	6	0	6
	Aluminium Operator Grade II	1	0	1	0	0	0	1	0	1
	Aluminium Water Operator	2	0	2	0	0	0	2	0	2

Table 38 (Cont'd) - Number of valid work permits and certificates of exemption by industrial group, occupation & sex, as at end of March 2024

Industrial Group	Occupation	Valid Work Permits			Certificates of Exemption			Grand Total		
		Male	Female	Both sexes	Male	Female	Both sexes	Male	Female	Both sexes
Manufacturing (cont'd)	Aluminium Worker	10	0	10	0	0	0	10	0	10
	Aluminium Worker Grade I	47	0	47	0	0	0	47	0	47
	Antique Specialised Carpenter	1	0	1	0	0	0	1	0	1
	Arc Welder Grade II	2	0	2	0	0	0	2	0	2
	Argon Welder Grade III	1	0	1	0	0	0	1	0	1
	Artisan Machine Operator Grade II	2	0	2	0	0	0	2	0	2
	Assembler Grade 2	2	0	2	0	0	0	2	0	2
	Assembler Grade I	3	0	3	0	0	0	3	0	3
	Assembler Oven(Gas And Electric)	1	0	1	0	0	0	1	0	1
	Assembly Worker	2	0	2	0	0	0	2	0	2
	Assistant Cook	1	0	1	0	0	0	1	0	1
	Assistant Director	0	1	1	0	0	0	0	1	1
	Assistant Grinding Mill Operator	2	0	2	0	0	0	2	0	2
	Automatic Knitting Machine Operator	5	0	5	0	0	0	5	0	5
	Automobile Electrician Grade I	2	0	2	0	0	0	2	0	2
	Automobile Mechanic Grade I	3	0	3	0	0	0	3	0	3
	Automobile Mechanic Grade II	1	0	1	0	0	0	1	0	1
	Automobile Painter Grade I	2	0	2	0	0	0	2	0	2
	Automobile Painter Grade II	1	0	1	0	0	0	1	0	1
	Automotive Painter	1	0	1	0	0	0	1	0	1
	Bag Machine Operator	5	0	5	0	0	0	5	0	5
	Bakers	27	0	27	0	0	0	27	0	27
	Bakery Operator	692	3	695	0	0	0	692	3	695
	Bakery Operator (Industrial)	31	1	32	0	0	0	31	1	32
	Bakery Operator(Mechanised)	1	0	1	0	0	0	1	0	1
	Ball And Polishing Jeweller	1	0	1	0	0	0	1	0	1
	Barbender Grade II	6	0	6	0	0	0	6	0	6
	Bariman	18	0	18	0	0	0	18	0	18
	Bariman Helper	6	0	6	0	0	0	6	0	6
	Bartack Machine Operator	2	0	2	0	0	0	2	0	2
	Bending Machine Operator Steel/Metal	19	0	19	0	0	0	19	0	19
	Binder Operator	4	0	4	0	0	0	4	0	4
	Biscuits Maker (Machine) Grade I	1	0	1	0	0	0	1	0	1
	Blacksmith	5	0	5	0	0	0	5	0	5
	Blacksmith Grade I	4	0	4	0	0	0	4	0	4
	Blade Operator Grade II	1	0	1	0	0	0	1	0	1
	Blending, Production & Quality Assurance Executive	1	0	1	0	0	0	1	0	1
	Blinds Assembler	1	0	1	0	0	0	1	0	1
	Blinds Assembler Grade II	1	0	1	0	0	0	1	0	1
	Blinds Maker	1	0	1	0	0	0	1	0	1
	Block And Paver Machine Operator	6	0	6	0	0	0	6	0	6
	Block Maker	3	0	3	0	0	0	3	0	3
	Boiler Operator	1	0	1	0	0	0	1	0	1
	Book Binder	5	0	5	0	0	0	5	0	5
	Brigadier	4	0	4	0	0	0	4	0	4
	Bulldozer Operator	1	0	1	0	0	0	1	0	1
	Cabinet Maker	208	0	208	0	0	0	208	0	208
	Cabinet Maker Grade I	53	0	53	0	0	0	53	0	53
	Cabinet Maker Grade II	274	0	274	0	0	0	274	0	274
	Cabinet Maker Superior Grade	1	0	1	0	0	0	1	0	1
	Carpenter	42	0	42	0	0	0	42	0	42
	Carpenter Grade I	37	0	37	0	0	0	37	0	37
	Carpenter Grade II	8	0	8	0	0	0	8	0	8
	Carpenter Grade III	5	0	5	0	0	0	5	0	5
	Carpenter Worker	5	0	5	0	0	0	5	0	5
	Carpenter Worker Grade I	43	0	43	0	0	0	43	0	43
	Carpenter/Cabinet Maker	5	0	5	0	0	0	5	0	5
	Carpenter/Metal Worker	11	0	11	0	0	0	11	0	11
	Cashmere Plan Maker	1	0	1	0	0	0	1	0	1
	Caster	1	0	1	0	0	0	1	0	1
	Cement Carver	2	0	2	0	0	0	2	0	2
	Cement Carver Grade II	1	0	1	0	0	0	1	0	1
	Chain Machine Operator	1	0	1	0	0	0	1	0	1
	Chain Machine Operator Grade I	1	0	1	0	0	0	1	0	1
	Chain Machine Technician Grade One	1	0	1	0	0	0	1	0	1
	Chef De Partie (Bakery)	4	0	4	0	0	0	4	0	4
	Chef De Partie (Pastry)	5	0	5	0	0	0	5	0	5
	Chemical And Physical Pusher	1	0	1	0	0	0	1	0	1
	Chicken Processing Operator	10	0	10	0	0	0	10	0	10
	Chicken Slaughterer Grade 2	5	0	5	0	0	0	5	0	5
	Chief Mechanic	1	0	1	0	0	0	1	0	1
	Cnc Milling & Lathe Machine Operator	1	0	1	0	0	0	1	0	1
	Cnc Milling And Lathe Machine Operator Grade II	1	0	1	0	0	0	1	0	1
	Cnc Waterjet & Plasma Machine Operator (Grade II)	2	0	2	0	0	0	2	0	2
	Coating And Addictive Technician	1	0	1	0	0	0	1	0	1
	Cook	21	3	24	0	0	0	21	3	24
	Cook In Hostel	2	0	2	0	0	0	2	0	2
	Cook, General	1	0	1	0	0	0	1	0	1
	Cooling Bed Operator	1	0	1	0	0	0	1	0	1
	Cooling Bed Tongsman	4	0	4	0	0	0	4	0	4

Table 38 (Cont'd) - Number of valid work permits and certificates of exemption by industrial group, occupation & sex, as at end of March 2024

Industrial Group	Occupation	Valid Work Permits			Certificates of Exemption			Grand Total		
		Male	Female	Both sexes	Male	Female	Both sexes	Male	Female	Both sexes
Manufacturing (cont'd)	Cordonnier (Shoemaker)	1	0	1	0	0	0	1	0	1
	Cordwainer	1	0	1	0	0	0	1	0	1
	Cosmetic Brush Maker	49	36	85	0	0	0	49	36	85
	'Coupeur De Poisson'	2	0	2	0	0	0	2	0	2
	Crane Operator	6	0	6	0	0	0	6	0	6
	Crane Operator Grade I	1	0	1	0	0	0	1	0	1
	Crest/Trophy Maker	2	0	2	0	0	0	2	0	2
	Ctc Machine Operator	2	0	2	0	0	0	2	0	2
	Cut Off Saw Operator	1	0	1	0	0	0	1	0	1
	Cut Off Saw Operator-Sawmill	2	0	2	0	0	0	2	0	2
	Cutter	6	0	6	0	0	0	6	0	6
	Cutter Operator	5	0	5	0	0	0	5	0	5
	Cutting Machine Operator	1	0	1	0	0	0	1	0	1
	Cutting Master	2	0	2	0	0	0	2	0	2
	Cylinder Head Skimming Machine Operator	1	0	1	0	0	0	1	0	1
	Denim Merchandiser	0	2	2	0	0	0	0	2	2
	Denim Quality Assurance	3	0	3	0	0	0	3	0	3
	Denim Quality Assurance Controller	5	0	5	0	0	0	5	0	5
	Dental Laboratory Technician	1	0	1	0	0	0	1	0	1
	Dental Technician	1	0	1	0	0	0	1	0	1
	Dentist (Dental Doctor)	0	1	1	0	0	0	0	1	1
	Designer	1	1	2	0	0	0	1	1	2
	Diamond Cutter	1	0	1	0	0	0	1	0	1
	Diamond Setter	1	0	1	0	0	0	1	0	1
	Die Cast Technician	3	0	3	0	0	0	3	0	3
	Die-Cut Operator	1	0	1	0	0	0	1	0	1
	Director	2	0	2	0	0	0	2	0	2
	Discharge Handling Technician	8	0	8	0	0	0	8	0	8
	Double Needle Operator	5	16	21	0	0	0	5	16	21
	Drying Machine Operator	1	0	1	0	0	0	1	0	1
	Dyeing Machine Operator	2	0	2	0	0	0	2	0	2
	Dyeing Operator	26	0	26	0	0	0	26	0	26
	Dyeing Supervisor	1	0	1	0	0	0	1	0	1
	Dyeing Technician	1	0	1	0	0	0	1	0	1
	Ejector Technician	3	0	3	0	0	0	3	0	3
	Ejector Technician Grade I	1	0	1	0	0	0	1	0	1
	Electrical	3	0	3	0	0	0	3	0	3
	Electrical Assembler Grade 2	1	0	1	0	0	0	1	0	1
	Electrical Site Supervisor	2	0	2	0	0	0	2	0	2
	Electrical Technician	6	1	7	0	0	0	6	1	7
	Electrician	9	0	9	0	0	0	9	0	9
	Electrician Grade I	65	0	65	0	0	0	65	0	65
	Electrician Grade II	6	0	6	0	0	0	6	0	6
	Electrician, General	1	0	1	0	0	0	1	0	1
	Electro Technician	2	0	2	0	0	0	2	0	2
	Electro Technicians Grade I	7	0	7	0	0	0	7	0	7
	Electronic And Traffic Light Computer Operator (Technician)	1	0	1	0	0	0	1	0	1
	Electronic Machine Spinning Technician	1	0	1	0	0	0	1	0	1
	Electronic Technician	1	0	1	0	0	0	1	0	1
	Embroiderer	8	0	8	0	0	0	8	0	8
	Embroidery Machine Operator	13	0	13	0	0	0	13	0	13
	Embroidery Machine Technician	2	0	2	0	0	0	2	0	2
	Engineer (Ingenieur Bureau D'Etudes)	1	0	1	0	0	0	1	0	1
	Engraver, Enameller And Diamond Cutting Operator	1	0	1	0	0	0	1	0	1
	Extruder Machine Operator	4	0	4	0	0	0	4	0	4
	Extrusion Director	1	0	1	0	0	0	1	0	1
	Extrusion Machine Operator Grade II	2	0	2	0	0	0	2	0	2
	Extrusion Team Leader	5	0	5	0	0	0	5	0	5
	Extrusion Worker (Extruder)	2	0	2	0	0	0	2	0	2
	Factory Attendant	15	0	15	0	0	0	15	0	15
	Factory Operator	177	26	203	0	0	0	177	26	203
	Factory Operator Snack Maker	1	0	1	0	0	0	1	0	1
	Factory Operator, Meat Processing	3	0	3	0	0	0	3	0	3
	Factory Supervisor	1	0	1	0	0	0	1	0	1
	Factory Worker	5	0	5	0	0	0	5	0	5
	Feed Of The Arm Operator	0	6	6	0	0	0	0	6	6
	Fiber Worker Grade I	1	0	1	0	0	0	1	0	1
	Fibre Glass Operator	11	0	11	0	0	0	11	0	11
	Fibre Glass Worker	27	0	27	0	0	0	27	0	27
	Fibreglass And Plastic Worker	18	0	18	0	0	0	18	0	18
	Finishing Carpenter	3	0	3	0	0	0	3	0	3
	Finishing Machine Operator	2	0	2	0	0	0	2	0	2
	Finishing Operator	16	0	16	0	0	0	16	0	16
	Finishing Procedure Technician	1	0	1	0	0	0	1	0	1
	Fireman/Heating Technician	1	0	1	0	0	0	1	0	1
	Fish Cleaner	17	1230	1247	0	0	0	17	1230	1247
	Fish Cutter	683	2	685	0	0	0	683	2	685
	Fish Cutting And Packing Machine Operator	4	0	4	0	0	0	4	0	4
	Fish Processing Operator	44	0	44	0	0	0	44	0	44
	Fish Sorter	3	0	3	0	0	0	3	0	3
	Fitter / Turner Grade I	1	0	1	0	0	0	1	0	1

Table 38 (Cont'd) - Number of valid work permits and certificates of exemption by industrial group, occupation & sex, as at end of March 2024

Industrial Group	Occupation	Valid Work Permits			Certificates of Exemption			Grand Total		
		Male	Female	Both sexes	Male	Female	Both sexes	Male	Female	Both sexes
Manufacturing (cont'd)	Fitter Fabricator	1	0	1	0	0	0	1	0	1
	Fitter Grade I	1	0	1	0	0	0	1	0	1
	Fitter Grade II	3	0	3	0	0	0	3	0	3
	Fitter Helper	1	0	1	0	0	0	1	0	1
	Fitting Technician	4	0	4	0	0	0	4	0	4
	Fitting Technician Grade I	1	0	1	0	0	0	1	0	1
	Fixer Grade II	7	0	7	0	0	0	7	0	7
	Flexo Graphic Printing Machine Operator	3	0	3	0	0	0	3	0	3
	Folding Machine Operator	2	0	2	0	0	0	2	0	2
	Decorator	1	0	1	0	0	0	1	0	1
	Food Processing Operator	80	0	80	0	0	0	80	0	80
	Foreman	1	0	1	0	0	0	1	0	1
	Forklift Driver	1	0	1	0	0	0	1	0	1
	Forklift Operator	6	0	6	0	0	0	6	0	6
	Frigorist	14	0	14	0	0	0	14	0	14
	Furnace Fireman	1	0	1	0	0	0	1	0	1
	Furnace Operator	1	0	1	0	0	0	1	0	1
	Furniture Assembler And Wood Carver - Grade I	1	0	1	0	0	0	1	0	1
	Furniture Assembler Grade I	1	0	1	0	0	0	1	0	1
	Furniture Fitter Assembler Grade I	1	0	1	0	0	0	1	0	1
	Furniture Maker	3	0	3	0	0	0	3	0	3
	Gas And Electric Welder	6	0	6	0	0	0	6	0	6
	Gas And Electric Welder Grade II	3	0	3	0	0	0	3	0	3
	Gas Cutter	20	0	20	0	0	0	20	0	20
	Gas Cutter Helper	7	0	7	0	0	0	7	0	7
	Gas Cutting Machine Operator	1	0	1	0	0	0	1	0	1
	Gas Cutting Technician Grade I	2	0	2	0	0	0	2	0	2
	Gas Welder	2	0	2	0	0	0	2	0	2
	Gas Welder Grade I	3	0	3	0	0	0	3	0	3
	Gem Setter	5	0	5	0	0	0	5	0	5
	Gem Setter Grade I	1	0	1	0	0	0	1	0	1
	General Electrician	3	0	3	0	0	0	3	0	3
	General Fitter	2	0	2	0	0	0	2	0	2
	General Gas And Electric Welder	4	0	4	0	0	0	4	0	4
	General Helper	3	0	3	0	0	0	3	0	3
	General Labourer	5	0	5	0	0	0	5	0	5
	General Manager	1	0	1	0	0	0	1	0	1
	General Plumber	1	0	1	0	0	0	1	0	1
	General Turner	1	0	1	0	0	0	1	0	1
	General Welder	1	0	1	0	0	0	1	0	1
	General Worker	0	1	1	0	0	0	0	1	1
	Glass Cutter	3	0	3	0	0	0	3	0	3
	Glass Cutter Grade I	10	0	10	0	0	0	10	0	10
	Goldsmith	7	1	8	0	0	0	7	1	8
	Granite Cutter And Polisher Grade II	4	0	4	0	0	0	4	0	4
	Granite Worker	3	0	3	0	0	0	3	0	3
	Grankshaft Grinding Machine Operator	1	0	1	0	0	0	1	0	1
	Graphic Designer	8	1	9	0	0	0	8	1	9
	Graphic Designer Grade II	3	0	3	0	0	0	3	0	3
	Grinding Machine Operator	4	0	4	0	0	0	4	0	4
	Grinding Mill Operator	6	0	6	0	0	0	6	0	6
	Grinding Mill Technician	3	0	3	0	0	0	3	0	3
	Grinding Operator	5	0	5	0	0	0	5	0	5
	Grinding Spice Machine Operator	2	0	2	0	0	0	2	0	2
	Hammer Man	1	0	1	0	0	0	1	0	1
	Hammerman	2	0	2	0	0	0	2	0	2
	Handicrafter Grade II	2	0	2	0	0	0	2	0	2
	Handling Labour Aluminium Porter	2	0	2	0	0	0	2	0	2
	Head Supervisor	1	0	1	0	0	0	1	0	1
	Helper	6	0	6	0	0	0	6	0	6
	High Precision Mechanic	66	0	66	0	0	0	66	0	66
	Hookman	1	0	1	0	0	0	1	0	1
	Hvac Site Supervisor	1	0	1	0	0	0	1	0	1
	Hvac Technician	25	0	25	0	0	0	25	0	25
	Hvac Technician Grade 2	4	0	4	0	0	0	4	0	4
	Hvac Technician Grade I	3	0	3	0	0	0	3	0	3
	Hydraulic Guillotine Shear Operator	1	0	1	0	0	0	1	0	1
	Hydraulic Press Brake Operator	1	0	1	0	0	0	1	0	1
	Hydraulic Press Brake Operator Grade I	1	0	1	0	0	0	1	0	1
	Hydraulic Technician	1	0	1	0	0	0	1	0	1
	Indian Cook	1	0	1	0	0	0	1	0	1
	Indian Sweet Maker	2	0	2	0	0	0	2	0	2
	Industrial Bakery Operator	4	0	4	0	0	0	4	0	4
	Industrial Electrician	2	0	2	0	0	0	2	0	2
	Industrial Mechanic	3	0	3	0	0	0	3	0	3
	Injection Operator	104	0	104	0	0	0	104	0	104
	Injection Moulding Machine Operator	8	0	8	0	0	0	8	0	8
	Inspection Machine Operator	34	0	34	0	0	0	34	0	34
	It Officer	1	0	1	0	0	0	1	0	1

Table 38 (Cont'd)- Number of valid work permits and certificates of exemption by industrial group, occupation & sex, as at end of March 2024

Industrial Group	Occupation	Valid Work Permits			Certificates of Exemption			Grand Total		
		Male	Female	Both sexes	Male	Female	Both sexes	Male	Female	Both sexes
Manufacturing (cont'd)	It Support	1	0	1	0	0	0	1	0	1
	Jewel Designer	1	0	1	0	0	0	1	0	1
	Jeweller	72	0	72	0	0	0	72	0	72
	Jeweller (Asiatic Style)	1	0	1	0	0	0	1	0	1
	Jeweller Designer	2	0	2	0	0	0	2	0	2
	Jeweller Grade I	1	0	1	0	0	0	1	0	1
	Jeweller Maker	3	0	3	0	0	0	3	0	3
	Kansai Waist Band Operator	0	6	6	0	0	0	0	6	6
	Kitchen Helper	2	0	2	0	0	0	2	0	2
	Knitter	41	1	42	0	0	0	41	1	42
	Knitting Machine Operator	72	0	72	0	0	0	72	0	72
	Knitting Machine Operator Grade I	1	0	1	0	0	0	1	0	1
	Knitting Machine Operator, Automatic Flat	1	0	1	0	0	0	1	0	1
	Laboratory Technician	2	0	2	0	0	0	2	0	2
	Laminating Machine Operator	1	0	1	0	0	0	1	0	1
	Lathe & Milling - Machine Operator	1	0	1	0	0	0	1	0	1
	Lathe Machine Operator	1	0	1	0	0	0	1	0	1
	Laundry Machine Operator	7	0	7	0	0	0	7	0	7
	Laundry Operator	41	0	41	0	0	0	41	0	41
	Leather Machine Operator	93	4	97	0	0	0	93	4	97
	Line Borer	1	0	1	0	0	0	1	0	1
	Line Boring/Engine Boring Machine Operator	2	0	2	0	0	0	2	0	2
	Linking Machine Operator	21	32	53	0	0	0	21	32	53
	Looper	1	0	1	0	0	0	1	0	1
	Looper/Knitting	1	1	2	0	0	0	1	1	2
	Looping Machine Operator	5	15	20	0	0	0	5	15	20
	Machine Operator	2820	427	3247	0	0	0	2820	427	3247
	Machine Operator - Sewing Grade II	4	2	6	0	0	0	4	2	6
	Machine Operator (Extruder)	4	0	4	0	0	0	4	0	4
	Machine Operator (Roll Forming Machine)	3	0	3	0	0	0	3	0	3
	Machine Operator Biscuit Making	2	0	2	0	0	0	2	0	2
	Machine Operator Crest Maker	1	0	1	0	0	0	1	0	1
	Machine Operator, Embroidery	3	0	3	0	0	0	3	0	3
	Machine Operator Embroidery Grade III	1	0	1	0	0	0	1	0	1
	Machine Operator Fish Processing	8	0	8	0	0	0	8	0	8
	Machine Operator Food Processor	5	0	5	0	0	0	5	0	5
	Machine Operator Footwear Production	1	0	1	0	0	0	1	0	1
	Machine Operator For Paints	4	0	4	0	0	0	4	0	4
	Machine Operator For Spices Processing	1	0	1	0	0	0	1	0	1
	Machine Operator Grade I	2	0	2	0	0	0	2	0	2
	Machine Operator Grade II	22	0	22	0	0	0	22	0	22
	Machine Operator Offset Printer	22	0	22	0	0	0	22	0	22
	Machine Operator Oven	3	0	3	0	0	0	3	0	3
	Machine Operator Retreading Tyre	2	0	2	0	0	0	2	0	2
	Machine Operator Technician	1	0	1	0	0	0	1	0	1
	Machine Operator(Senior)	10	0	10	0	0	0	10	0	10
	Machine Operator, Beam Warping, Textile Weaving	1	0	1	0	0	0	1	0	1
	Machine Operator, Filling Detergents	1	0	1	0	0	0	1	0	1
	Machine Operator, Noodle Production	7	0	7	0	0	0	7	0	7
	Machine Operator, Packaging	1	0	1	0	0	0	1	0	1
	Machine Operator, Paper Maker Grade II	7	0	7	0	0	0	7	0	7
	Machine Operator, Polisher	53	0	53	0	0	0	53	0	53
	Machine Operator, Printing	32	0	32	0	0	0	32	0	32
	Machine Operator, Printing, General	1	0	1	0	0	0	1	0	1
	Machine Operator, Sewing	1424	368	1792	0	0	0	1424	368	1792
	Machine Operator, Textiles	5574	1814	7388	0	0	0	5574	1814	7388
	Machine Operator, Wafer Machines	3	0	3	0	0	0	3	0	3
	Machine Operator, Wire Products	8	0	8	0	0	0	8	0	8
	Machine Operator - Wood Products	19	0	19	0	0	0	19	0	19
	Machine Technician	5	0	5	0	0	0	5	0	5
	Machinist	32	0	32	0	0	0	32	0	32
	Machinist Grade I	2	0	2	0	0	0	2	0	2
	Magnet Operator	2	0	2	0	0	0	2	0	2
	Magnet Operator (Eot)	2	0	2	0	0	0	2	0	2
	Maid (Household Employee)	1	0	1	0	0	0	1	0	1
	Maintenance Manager	1	0	1	0	0	0	1	0	1
	Maintenance Supervisor	1	0	1	0	0	0	1	0	1
	Maintenance Technician	5	0	5	0	0	0	5	0	5
	Manufacturer Of Jewellery	1	0	1	0	0	0	1	0	1
	Manufacturing And Packaging	1	0	1	0	0	0	1	0	1
	Manufacturing Paint Operator	3	0	3	0	0	0	3	0	3
	Mason	6	0	6	0	0	0	6	0	6
	Mason Grade II	2	0	2	0	0	0	2	0	2
	Mattress Maker Grade I	6	0	6	0	0	0	6	0	6
	Mattress Maker Grade II	2	0	2	0	0	0	2	0	2
	Meat Cutter	4	0	4	0	0	0	4	0	4
	Mechanic	5	0	5	0	0	0	5	0	5
	Mechanic Grade II	1	0	1	0	0	0	1	0	1
	Mechanic Hybrid Technology Grade I	1	0	1	0	0	0	1	0	1
	Mechanic Motor Vehicles Grade II	1	0	1	0	0	0	1	0	1

Table 38 (Cont'd)- Number of valid work permits and certificates of exemption by industrial group, occupation & sex, as at end of March 2024

Industrial Group	Occupation	Valid Work Permits			Certificates of Exemption			Grand Total		
		Male	Female	Both sexes	Male	Female	Both sexes	Male	Female	Both sexes
Manufacturing (cont'd)	Mechanical And Technical Operator	3	0	3	0	0	0	3	0	3
	Mechanical Fitter	4	0	4	0	0	0	4	0	4
	Mechanical Manager	1	0	1	0	0	0	1	0	1
	Mechanical Operator Grade II	1	0	1	0	0	0	1	0	1
	Mechanical Precision Machine Operator	3	0	3	0	0	0	3	0	3
	Mechanical Pusher Technician	1	0	1	0	0	0	1	0	1
	Mechanical Technician	7	0	7	0	0	0	7	0	7
	Mechanical& Electrical Technician	1	0	1	0	0	0	1	0	1
	Mechanics - Motor Vehicles Grade I	1	0	1	0	0	0	1	0	1
	Melter	1	0	1	0	0	0	1	0	1
	Melting Foundry Worker	6	0	6	0	0	0	6	0	6
	Mender	3	2	5	0	0	0	3	2	5
	Mep Format 16 Hs Bending Machine Operator	1	0	1	0	0	0	1	0	1
	Mep Planet 22 Multi-Radius Machine Operator	1	0	1	0	0	0	1	0	1
	Metal Furnace Operator	1	0	1	0	0	0	1	0	1
	Metal Galvaniser	7	0	7	0	0	0	7	0	7
	Metal Welder	2	0	2	0	0	0	2	0	2
	Metal Worker	14	0	14	0	0	0	14	0	14
	Mig & Tig Welder Grade II	3	0	3	0	0	0	3	0	3
	Mig Welder & Gas Cutter Grade I	1	0	1	0	0	0	1	0	1
	Mill Fitter	5	0	5	0	0	0	5	0	5
	Mill Technical Fitter	7	0	7	0	0	0	7	0	7
	Mill Technician Fitter	1	0	1	0	0	0	1	0	1
	Milling Operator Grade II	1	0	1	0	0	0	1	0	1
	Mixer	6	0	6	0	0	0	6	0	6
	Mixing Machine Operator Gd II	1	0	1	0	0	0	1	0	1
	Motor Mechanic Grade II	1	0	1	0	0	0	1	0	1
	Motor Rewinder	3	0	3	0	0	0	3	0	3
	Motor Rewinder Grade I	1	0	1	0	0	0	1	0	1
	Mould Setter	4	0	4	0	0	0	4	0	4
	Mould Setter & Teamerman	1	0	1	0	0	0	1	0	1
	Moulding Machine Operator	2	0	2	0	0	0	2	0	2
	Night Shift Machine Operator	2	0	2	0	0	0	2	0	2
	Nursing Officer	2	3	5	0	0	0	2	3	5
	Office Administrator	0	1	1	0	0	0	0	1	1
	Offset Assistant Operator	1	0	1	0	0	0	1	0	1
	Operations Manager	1	0	1	0	0	0	1	0	1
	Operator	2	0	2	0	0	0	2	0	2
	Optical Technician	5	0	5	0	0	0	5	0	5
	Ouvrage Metallique	1	0	1	0	0	0	1	0	1
	Overlock Operator	1	0	1	0	0	0	1	0	1
	Owner	1	0	1	0	0	0	1	0	1
	Packing And Labelling Operator	5	0	5	0	0	0	5	0	5
	Packing Machine Operator	110	1	111	0	0	0	110	1	111
	Painter	19	0	19	0	0	0	19	0	19
	Painter Grade I	3	0	3	0	0	0	3	0	3
	Panel Beater	7	0	7	0	0	0	7	0	7
	Panel Beater Grade I	7	0	7	0	0	0	7	0	7
	Panel Beater Grade II	3	0	3	0	0	0	3	0	3
	Paper Maker	5	0	5	0	0	0	5	0	5
	Pastries Maker	16	0	16	0	0	0	16	0	16
	Pastry And Snack Maker	5	0	5	0	0	0	5	0	5
	Pastry Cook	12	0	12	0	0	0	12	0	12
	Pastry Cook Grade I	3	0	3	0	0	0	3	0	3
	Pastry Maker	178	7	185	0	0	0	178	7	185
	Pattern Maker	4	1	5	0	0	0	4	1	5
	Pattern Maker (Grade II)	1	0	1	0	0	0	1	0	1
	Pattern Maker, Garment	1	0	1	0	0	0	1	0	1
	Pest Control Operator	1	0	1	0	0	0	1	0	1
	Pipe Fitter	16	0	16	0	0	0	16	0	16
	Pipe Fitter Grade I	1	0	1	0	0	0	1	0	1
	Pipe Plant Electrical Supervisor	1	0	1	0	0	0	1	0	1
	Pipefitter Assembly Worker	2	0	2	0	0	0	2	0	2
	Pitside Fitter	3	0	3	0	0	0	3	0	3
	Plant Supply Chain Sequence Operator	2	0	2	0	0	0	2	0	2
	Plastic Bag Machine Operator	2	0	2	0	0	0	2	0	2
	Plastic Bag Machine Operator Grade II	5	0	5	0	0	0	5	0	5
	Plastic Extruding Machine Operator	1	0	1	0	0	0	1	0	1
	Plastic Injection Moulding Machine Operator Grade I	2	0	2	0	0	0	2	0	2
	Plastic Machine Operator	6	0	6	0	0	0	6	0	6
	Plate Mason	4	0	4	0	0	0	4	0	4
	Plumber	3	0	3	0	0	0	3	0	3
	Plumber Grade I	38	0	38	0	0	0	38	0	38
	Plumber Grade II	8	0	8	0	0	0	8	0	8
	Pole Electrician Grade I	3	0	3	0	0	0	3	0	3
	Polisher (Grade III)	3	0	3	0	0	0	3	0	3
	Polisher Grade II	9	0	9	0	0	0	9	0	9
	Pouch Technician	1	0	1	0	0	0	1	0	1
	Pouching Operator	1	0	1	0	0	0	1	0	1
	Poultry And Food Processing Operator	2	0	2	0	0	0	2	0	2
	Poultry Farm Worker	1	0	1	0	0	0	1	0	1
	Poultry Farm Worker Grade II	12	0	12	0	0	0	12	0	12

Table 38 (Cont'd)- Number of valid work permits and certificates of exemption by industrial group, occupation & sex, as at end of March 2024

Industrial Group	Occupation	Valid Work Permits			Certificates of Exemption			Grand Total		
		Male	Female	Both sexes	Male	Female	Both sexes	Male	Female	Both sexes
Manufacturing (cont'd)	Press Machine Operator	1	0	1	0	0	0	1	0	1
	Press Printing Operator	1	0	1	0	0	0	1	0	1
	Pressman Grade I	1	0	1	0	0	0	1	0	1
	Principal Technician	7	0	7	0	0	0	7	0	7
	Printing And Publishing Operator	2	0	2	0	0	0	2	0	2
	Printing Offset Operator Grade I	1	0	1	0	0	0	1	0	1
	Process Operator	3	0	3	0	0	0	3	0	3
	Procurement Executive	0	1	1	0	0	0	0	1	1
	Production & Maintenance Engineer	1	0	1	0	0	0	1	0	1
	Production And Quality Control Manager	1	0	1	0	0	0	1	0	1
	Production And Workshop Manager	1	0	1	0	0	0	1	0	1
	Production Coordinator	4	0	4	0	0	0	4	0	4
	Production Manager	6	0	6	0	0	0	6	0	6
	Production Shift Manager	7	0	7	0	0	0	7	0	7
	Production Supervisor	4	0	4	0	0	0	4	0	4
	Professional Curtain Designer	2	0	2	0	0	0	2	0	2
	Professional Grinder	4	0	4	0	0	0	4	0	4
	Project Coordinator	0	1	1	0	0	0	0	1	1
	Punching Machine Operator	2	0	2	0	0	0	2	0	2
	Pusher Tongsman	3	0	3	0	0	0	3	0	3
	Pvc Machine Operator	5	0	5	0	0	0	5	0	5
	Pvc Machine Operator - Grade I	3	0	3	0	0	0	3	0	3
	Pvc Machine Operator - Grade II	2	0	2	0	0	0	2	0	2
	Pvc Plastic (Trunking) - Machine Operator Grade 2	1	0	1	0	0	0	1	0	1
	Quality Assurance Technician	1	0	1	0	0	0	1	0	1
	Quality Control Officer	1	0	1	0	0	0	1	0	1
	Quality Control Supervisor	1	0	1	0	0	0	1	0	1
	Quality Controller	2	0	2	0	0	0	2	0	2
	Raffia Polisher	2	0	2	0	0	0	2	0	2
	Rafia Polisher Grade II	1	0	1	0	0	0	1	0	1
	Rebeaming Machine Operator	2	0	2	0	0	0	2	0	2
	Riche Terre	0	1	1	0	0	0	0	1	1
	Rigger	12	0	12	0	0	0	12	0	12
	Roll Assembly Fitter	4	0	4	0	0	0	4	0	4
	Roll Foaming Machine Operator	1	0	1	0	0	0	1	0	1
	Rolling Mill Production Manager	1	0	1	0	0	0	1	0	1
	Rotor Vane Machine Operator	1	0	1	0	0	0	1	0	1
	Sales And Marketing Manager	0	1	1	0	0	0	0	1	1
	Sales Representative	1	0	1	0	0	0	1	0	1
	Sanding Hands, Semi Skilled Worker Grade II	2	0	2	0	0	0	2	0	2
	Scrap Chemist	1	0	1	0	0	0	1	0	1
	Scrap Handling Helper	10	0	10	0	0	0	10	0	10
	Sculpting And Prototyping Worker	1	0	1	0	0	0	1	0	1
	Sculptor	6	0	6	0	0	0	6	0	6
	Self-Employed (Teacher)	0	1	1	0	0	0	0	1	1
	Semi Automated Bakery Operator	1	0	1	0	0	0	1	0	1
	Semi Truck Driver	1	0	1	0	0	0	1	0	1
	Senior Pattern Maker	1	0	1	0	0	0	1	0	1
	Sewing Machine Operator (Mattresses)	1	0	1	0	0	0	1	0	1
	Sewing Machine Operator (Tailoring)	3	0	3	0	0	0	3	0	3
	Sewing Machine Operator (Textile Industry)	4	0	4	0	0	0	4	0	4
	Sewing Machine Operator Grade II	2	0	2	0	0	0	2	0	2
	Sewing Machine Operator, Grade I	1	0	1	0	0	0	1	0	1
	Sewing Tape Edge Machine Operator	5	0	5	0	0	0	5	0	5
	Sewing Technician	1	0	1	0	0	0	1	0	1
	Sheaving Operator	1	0	1	0	0	0	1	0	1
	Sheet Metal Worker	12	0	12	0	0	0	12	0	12
	Sheet Metal Worker Grade II	7	0	7	0	0	0	7	0	7
	Shift Dyer Technical Operator	1	0	1	0	0	0	1	0	1
	Shift In Charges, Section In Charges	2	0	2	0	0	0	2	0	2
	Shift Production Manager	3	0	3	0	0	0	3	0	3
	Shift Supervisor	1	0	1	0	0	0	1	0	1
	Shoemaker	12	0	12	0	0	0	12	0	12
	Shop Assistant	1	0	1	0	0	0	1	0	1
	Shop Manager	0	1	1	0	0	0	0	1	1
	Shredder Operator	1	0	1	0	0	0	1	0	1
	Single Needle Operator	24	0	24	0	0	0	24	0	24
	Skill Chemical Operators (Factory Operator)	1	0	1	0	0	0	1	0	1
	Skilled Aluminium Fabricator	1	0	1	0	0	0	1	0	1
	Skilled Assembler Aluminium Operator	27	0	27	0	0	0	27	0	27
	Skilled Assembler Aluminium Operator Grade I	22	0	22	0	0	0	22	0	22
	Skilled Cabinet Maker Grade II	38	0	38	0	0	0	38	0	38
	Skilled Carpenter	12	0	12	0	0	0	12	0	12
	Skilled Carpenter Grade II	23	0	23	0	0	0	23	0	23
	Skilled Chemical Operator	11	0	11	0	0	0	11	0	11
	Skilled Chemical Operator Grade II	6	0	6	0	0	0	6	0	6
	Skilled Embroidery Specialist	2	0	2	0	0	0	2	0	2
	Skilled Factory Operator	5	0	5	0	0	0	5	0	5
	Skilled Farm Worker Grade II	3	0	3	0	0	0	3	0	3
	Skilled Fibre Glass Worker	23	0	23	0	0	0	23	0	23
	Skilled Glass Cutter	1	0	1	0	0	0	1	0	1
	Skilled Glass Cutters And Art Designers On Glasses	1	0	1	0	0	0	1	0	1
	Skilled Jeweller	1	0	1	0	0	0	1	0	1

Table 38 (Cont'd)- Number of valid work permits and certificates of exemption by industrial group, occupation & sex, as at end of March 2024

Industrial Group	Occupation	Valid Work Permits			Certificates of Exemption			Grand Total		
		Male	Female	Both sexes	Male	Female	Both sexes	Male	Female	Both sexes
Manufacturing (cont'd)	Skilled Machine Operator	19	0	19	0	0	0	19	0	19
	Skilled Machine Operator (Grade III)	8	0	8	0	0	0	8	0	8
	Skilled Machine Operator Grade II	8	0	8	0	0	0	8	0	8
	Skilled Textile Machine Operator	1	0	1	0	0	0	1	0	1
	Skilled Tyre Person Grade I	2	0	2	0	0	0	2	0	2
	Skilled Upholsterer	1	0	1	0	0	0	1	0	1
	Skilled Welder Grade II	17	0	17	0	0	0	17	0	17
	Skilled Worker	4	0	4	0	0	0	4	0	4
	Skilled Worker Grade I	12	0	12	0	0	0	12	0	12
	Skilled Worker/Aluminium Fabricator	2	0	2	0	0	0	2	0	2
	Skilled Worker Aluminium Fabricator Grade I	3	0	3	0	0	0	3	0	3
	Skilled Worker Aluminium Fabricator Grade II	2	0	2	0	0	0	2	0	2
	Skimmer Grade II	1	0	1	0	0	0	1	0	1
	Slaughterhouse Worker	6	0	6	0	0	0	6	0	6
	Smelter	5	0	5	0	0	0	5	0	5
	Smelter Grade I	7	0	7	0	0	0	7	0	7
	Snack Machine Operator	2	0	2	0	0	0	2	0	2
	Snack Pastry Maker	4	0	4	0	0	0	4	0	4
	Socks Design Technician	1	0	1	0	0	0	1	0	1
	Software Developer	0	1	1	0	0	0	0	1	1
	Sorter Of Textile Waste	5	0	5	0	0	0	5	0	5
	Special Category Worker (Sign Maker)	2	0	2	0	0	0	2	0	2
	Specialised Machine Operator	2	0	2	0	0	0	2	0	2
	Specialized Cook For Indian Sweets	1	0	1	0	0	0	1	0	1
	Spinner	352	3	355	0	0	0	352	3	355
	Spinning Machine Operator	307	0	307	0	0	0	307	0	307
	Spinning Machine Operator (Textile)	7	0	7	0	0	0	7	0	7
	Spinning Technician	7	0	7	0	0	0	7	0	7
	Spray Painter Grade I	5	0	5	0	0	0	5	0	5
	Spray Painter Grade II	1	0	1	0	0	0	1	0	1
	Spray Painter, Vehicle	1	0	1	0	0	0	1	0	1
	Stainless Steel And Innox Welder Grade I	1	0	1	0	0	0	1	0	1
	Stone Setter	12	0	12	0	0	0	12	0	12
	Storekeeper	1	0	1	0	0	0	1	0	1
	Superviseur Machine	1	0	1	0	0	0	1	0	1
	Supervisor	36	0	36	0	0	0	36	0	36
	Supervisor, Garment Manufacturing	23	1	24	0	0	0	23	1	24
	Tailor	7	1	8	0	0	0	7	1	8
	Tailor (Grade 2)	1	0	1	0	0	0	1	0	1
	Tailor (Cutting Operator)	1	0	1	0	0	0	1	0	1
	Tailor Grade 3	1	0	1	0	0	0	1	0	1
	Tea Plucking Machine Operator	2	0	2	0	0	0	2	0	2
	Tea Field Maintenance Operator	3	0	3	0	0	0	3	0	3
	Tea Plucking Machine Operator	14	0	14	0	0	0	14	0	14
	Tea Seeds Garden Helper	3	0	3	0	0	0	3	0	3
	Team Leader	2	0	2	0	0	0	2	0	2
	Teamer Man	1	0	1	0	0	0	1	0	1
	Teamerman	2	0	2	0	0	0	2	0	2
	Technical Handloom & Sales Marketing Supervisor	1	0	1	0	0	0	1	0	1
	Technical Supervisor	1	0	1	0	0	0	1	0	1
	Technical Supervisor Printed Fabric Label	2	0	2	0	0	0	2	0	2
	Technical Training And Development Lead	1	0	1	0	0	0	1	0	1
	Technician	4	0	4	0	0	0	4	0	4
	Technician Chain Machine Grade One	1	0	1	0	0	0	1	0	1
	Technician Grade I	13	0	13	0	0	0	13	0	13
	Technician Grade II	5	0	5	0	0	0	5	0	5
	Textile Mechanic	1	0	1	0	0	0	1	0	1
	Textile Waste Sorter	5	0	5	0	0	0	5	0	5
	Tig & Mig Welder	1	0	1	0	0	0	1	0	1
	Tig & Mig Welder Grade I	3	0	3	0	0	0	3	0	3
	Tig & Mig Welder Grade II	7	0	7	0	0	0	7	0	7
	Tig Welder	5	0	5	0	0	0	5	0	5
	Tig Welder Grade I	2	0	2	0	0	0	2	0	2
	Tig Welder Grade II	5	0	5	0	0	0	5	0	5
	Tiler Grade I	26	0	26	0	0	0	26	0	26
	Tofu Machine Technician	1	0	1	0	0	0	1	0	1
	Toilet Paper Processing Machine Operator	3	0	3	0	0	0	3	0	3
	Tongsman	4	0	4	0	0	0	4	0	4
	Trainee Cook	1	0	1	0	0	0	1	0	1
	Trimmer (Roll Forming Machine)	2	0	2	0	0	0	2	0	2
	Turner	4	0	4	0	0	0	4	0	4
	Turner & Fitter	6	0	6	0	0	0	6	0	6
	Turner & Fitter (Grade II)	1	0	1	0	0	0	1	0	1
	Turner And Rolling Operator	2	0	2	0	0	0	2	0	2
	Turner Filter	1	0	1	0	0	0	1	0	1
	Turner Grade I	1	0	1	0	0	0	1	0	1
	Turner Grade II	5	0	5	0	0	0	5	0	5
	Turner/Fitter	5	0	5	0	0	0	5	0	5
	Turner/ Fitter Grade II	1	0	1	0	0	0	1	0	1
	Turner/Adjuster Grade II	1	0	1	0	0	0	1	0	1
	Turner/Fitter Machine Operator	1	0	1	0	0	0	1	0	1

Table 38 (Cont'd)- Number of valid work permits and certificates of exemption by industrial group, occupation & sex, as at end of March 2024

Industrial Group	Occupation	Valid Work Permits			Certificates of Exemption			Grand Total		
		Male	Female	Both sexes	Male	Female	Both sexes	Male	Female	Both sexes
Manufacturing (cont'd)	Tyre Technician	2	0	2	0	0	0	2	0	2
	Upholsterer	78	2	80	0	0	0	78	2	80
	Upholsterer	0	0	0	0	0	0	0	0	0
	Upholsterer Grade II	45	0	45	0	0	0	45	0	45
	Upholsterer Furniture	1	0	1	0	0	0	1	0	1
	Upholsterer Grade I	13	0	13	0	0	0	13	0	13
	Upholsterer Grade III	3	0	3	0	0	0	3	0	3
	Upholsterer Grade IV	1	0	1	0	0	0	1	0	1
	Uv & Special Finish Operator	1	0	1	0	0	0	1	0	1
	Uv Varnishing Machine Operator	1	0	1	0	0	0	1	0	1
	Vacuum Foaming Machine Technician	4	0	4	0	0	0	4	0	4
	Varnisher	2	0	2	0	0	0	2	0	2
	Varnisher Grade II	5	0	5	0	0	0	5	0	5
	Vegetarian Food Cook	1	0	1	0	0	0	1	0	1
	Vehicle Painter	2	0	2	0	0	0	2	0	2
	"Volontaire Internationale En Entreprise (VIE)"	0	0	0	1	0	1	1	0	1
	Warping Machine Operator	1	0	1	0	0	0	1	0	1
	Weaving Machine Operator	111	0	111	0	0	0	111	0	111
	Weaving Preparatory Machine Operator	2	0	2	0	0	0	2	0	2
	Welder	45	0	45	0	0	0	45	0	45
	Welder - Rotary Welding	1	0	1	0	0	0	1	0	1
	Welder & Cutter	1	0	1	0	0	0	1	0	1
	Welder (Tig Welding) Grade I	2	0	2	0	0	0	2	0	2
	Welder (Welding And Fabrication) Grade I	1	0	1	0	0	0	1	0	1
	Welder And Cutter	2	0	2	0	0	0	2	0	2
	Welder Fitter	5	0	5	0	0	0	5	0	5
	Welder Grade I	61	0	61	0	0	0	61	0	61
	Welder Grade II	146	0	146	0	0	0	146	0	146
	Welder Mig & Tig	25	0	25	0	0	0	25	0	25
	Welder Tig Mig Grade I	1	0	1	0	0	0	1	0	1
	Welder Tig Mig Grade II	7	0	7	0	0	0	7	0	7
	Welder, Mig	1	0	1	0	0	0	1	0	1
	Welder, Tig Grade II	1	0	1	0	0	0	1	0	1
	Welder/Turner	5	0	5	0	0	0	5	0	5
	Welder/Rigger Grade I	4	0	4	0	0	0	4	0	4
	Welding And Cutting Technician	1	0	1	0	0	0	1	0	1
	Welding And Other Construction Activities	0	1	1	0	0	0	0	1	1
	Wheel Aligner Operator Grade II	1	0	1	0	0	0	1	0	1
	Wheel Balancer And Aligner	3	0	3	0	0	0	3	0	3
	Wheel Balancer And Aligner Grade II	1	0	1	0	0	0	1	0	1
	Winding Operator	2	0	2	0	0	0	2	0	2
	Wine Factory Worker - Grade I	1	0	1	0	0	0	1	0	1
	Withering Machine Operator	2	0	2	0	0	0	2	0	2
	Wood Carver	3	0	3	0	0	0	3	0	3
	Wood Carver Grade I	1	0	1	0	0	0	1	0	1
	Wood Carver Grade II	14	0	14	0	0	0	14	0	14
	Wood Cutting Operator Grade II	2	0	2	0	0	0	2	0	2
	Wood Cutting Worker	4	0	4	0	0	0	4	0	4
	Wood Polisher	4	0	4	0	0	0	4	0	4
	Wood Worker	2	0	2	0	0	0	2	0	2
	Wood Worker Grade II	2	0	2	0	0	0	2	0	2
	Workshop Mechanic(Turner)	1	0	1	0	0	0	1	0	1
	Workshops Mechanics (Turner/Fitter)	1	0	1	0	0	0	1	0	1
	Y Table Operator	1	0	1	0	0	0	1	0	1
	Sub Total	16942	4032	20974	1	0	1	16943	4032	20975
Electricity, Gas and Water Supply	Heavy Vehicle Mechanic	1	0	1	0	0	0	1	0	1
	Motor Vehicle Electrician	2	0	2	0	0	0	2	0	2
	Panel Beater	1	0	1	0	0	0	1	0	1
	Welder Mig & Tig	1	0	1	0	0	0	1	0	1
	Sub Total	5	0	5	0	0	0	5	0	5
Construction	Ac Technician	2	0	2	0	0	0	2	0	2
	Accountant	0	0	0	1	0	1	1	0	1
	Additional General Manager	0	0	0	2	0	2	2	0	2
	Admin Executive	0	0	0	2	0	2	2	0	2
	Admin Officer	0	0	0	1	0	1	1	0	1
	Air Conditioning & Refrigeration Technician	2	0	2	0	0	0	2	0	2
	Air Conditioning & Ventilation Technician	1	0	1	0	0	0	1	0	1
	Air Conditioning Technician	16	0	16	0	0	0	16	0	16
	Alumecano Technical	12	0	12	0	0	0	12	0	12
	Alumecano Technical Supervisor	1	0	1	0	0	0	1	0	1
	Aluminium Fabricator	10	0	10	0	0	0	10	0	10
	Aluminium Fabricator And Fitter	1	0	1	0	0	0	1	0	1
	Aluminium Fabricator And Fitter Grade I	3	0	3	0	0	0	3	0	3
	Aluminium Fabricator Grade I	3	0	3	0	0	0	3	0	3
	Aluminium Fabricator Grade II	4	0	4	0	0	0	4	0	4
	Aluminium Framemaker	2	0	2	0	0	0	2	0	2

Table 38 (Cont'd)- Number of valid work permits and certificates of exemption by industrial group, occupation & sex, as at end of March 2024

Industrial Group	Occupation	Valid Work Permits			Certificates of Exemption			Grand Total		
		Male	Female	Both sexes	Male	Female	Both sexes	Male	Female	Both sexes
Construction (Cont'd)	Aluminium Skilled Worker	5	0	5	0	0	0	5	0	5
	Assembler Nec Grade I	1	0	1	0	0	0	1	0	1
	Assistant Brick Layer	20	0	20	0	0	0	20	0	20
	Assistant Brick Layer Grade II	4	0	4	0	0	0	4	0	4
	Assistant Construction Manager	0	0	0	1	0	1	1	0	1
	Assistant Construction Manager (Civil)	0	0	0	2	0	2	2	0	2
	Assistant Construction Manager (Electrical)	0	0	0	1	0	1	1	0	1
	Assistant Construction Manager (Mechanical)	0	0	0	1	0	1	1	0	1
	Assistant Construction Manager (Signalling & Communication)	0	0	0	1	0	1	1	0	1
	Assistant Cook	0	0	0	3	0	3	3	0	3
	Assistant Cook Grade 2	0	0	0	2	0	2	2	0	2
	Assistant General Manager	0	0	0	1	0	1	1	0	1
	Assistant Hr Manager	0	0	0	1	0	1	1	0	1
	Assistant Land Surveyor	0	1	1	0	0	0	0	1	1
	Assistant Manager	0	0	0	2	0	2	2	0	2
	Assistant Manager (Cad)	0	0	0	1	0	1	1	0	1
	Assistant Manager (Civil)	0	0	0	4	0	4	4	0	4
	Assistant Manager (Plant & Machinery)	0	0	0	1	0	1	1	0	1
	Assistant Manager (Stores)	0	0	0	1	0	1	1	0	1
	Assistant Officer (Human Resource)	0	0	0	1	0	1	1	0	1
	Assistant Officer (Industrial Relation)	0	0	0	1	0	1	1	0	1
	Assistant Planning Engineer	0	0	0	1	0	1	1	0	1
	Assistant Planning Engineer Grade II	0	0	0	1	0	1	1	0	1
	Assistant Project Manager	0	0	0	3	0	3	3	0	3
	Assistant Quantity Surveyor	0	0	0	2	0	2	2	0	2
	Assistant Quantity Surveyor Manager	0	0	0	1	0	1	1	0	1
	Assistant Safety Supervisor	0	0	0	1	0	1	1	0	1
	Assistant Safety Supervisor Grade II	0	0	0	1	0	1	1	0	1
	Assistant Accounts Manager	0	0	0	1	0	1	1	0	1
	Automobile Painter Grade II	2	0	2	0	0	0	2	0	2
	Automotive Mechanic	1	0	1	0	0	0	1	0	1
	Automotive Paint Colour Mixer Grade I	2	0	2	0	0	0	2	0	2
	Backhoe Loader Operator	2	0	2	0	0	0	2	0	2
	Balinese Spa Therapist	0	1	1	0	0	0	0	1	1
	Barbender	69	0	69	0	0	0	69	0	69
	Barbender Grade I	91	0	91	82	0	82	173	0	173
	Barbender Grade II	184	0	184	86	0	86	270	0	270
	Barbender, Steel Fixer Grade I	2	0	2	0	0	0	2	0	2
	Barbender/Steel Fixer	2	0	2	0	0	0	2	0	2
	Bending Machine Operator	2	0	2	0	0	0	2	0	2
	Block Mason Grade 2	0	0	0	101	0	101	101	0	101
	Builder Grade II	3	0	3	0	0	0	3	0	3
	Building And Related Electrician Grade I	2	0	2	0	0	0	2	0	2
	Building Construction Labourer	21	0	21	0	0	0	21	0	21
	Building Construction Labourer	1	0	1	0	0	0	1	0	1
	Cabinet Maker	19	0	19	0	0	0	19	0	19
	Cabinet Maker Grade I	13	0	13	0	0	0	13	0	13
	Cabinet Maker Grade II	1	0	1	2	0	2	3	0	3
	Cable Joints	1	0	1	0	0	0	1	0	1
	Cable Joints Grade I	1	0	1	0	0	0	1	0	1
	Cable Technician	1	0	1	0	0	0	1	0	1
	Camp Supervisor	0	0	0	1	0	1	1	0	1
	Carpenter	381	0	381	19	0	19	400	0	400
	Carpenter For Formwork Grade I	4	0	4	0	0	0	4	0	4
	Carpenter Grade I	384	1	385	341	0	341	725	1	726
	Carpenter Grade II	469	1	470	1146	0	1146	1615	1	1616
	Carpenter, General	6	0	6	0	0	0	6	0	6
	Chief General Manager (Engineer)	0	0	0	1	0	1	1	0	1
	Chief Supervisor	3	0	3	0	0	0	3	0	3
	Civil Foreman	0	0	0	1	0	1	1	0	1
	Civil Supervisor	0	0	0	4	0	4	4	0	4
	Civil Technician	0	0	0	1	0	1	1	0	1
	Cladding Technician	12	0	12	0	0	0	12	0	12
	Cladding Technician Grade II	20	0	20	0	0	0	20	0	20
	Cleaner	0	0	0	2	0	2	2	0	2
	Commercial Cooking Equipment Technician Grade II	9	0	9	0	0	0	9	0	9
	Concrete Shutterer	3	0	3	0	0	0	3	0	3
	Concrete Supervisor	11	0	11	0	0	0	11	0	11
	Concrete Worker Grade II	0	0	0	42	0	42	42	0	42
	Construction Carpenter	21	0	21	0	0	0	21	0	21
	Construction Carpenter Grade I	13	0	13	0	0	0	13	0	13
	Construction Joiner Grade I	3	0	3	0	0	0	3	0	3
	Construction Manager (Civil)	0	0	0	1	0	1	1	0	1
	Construction Manager (Mechanical)	0	0	0	1	0	1	1	0	1
	Construction Manager (Qa/Qc)	0	0	0	1	0	1	1	0	1
	Construction Team Leader	1	0	1	0	0	0	1	0	1
	Construction Worker	3	0	3	0	0	0	3	0	3
	Construction Worker Mason	5	0	5	0	0	0	5	0	5
	Controller, Operation Control Center	0	0	0	1	0	1	1	0	1

Table 38 (Cont'd)- Number of valid work permits and certificates of exemption by industrial group, occupation & sex, as at end of March 2024

Industrial Group	Occupation	Valid Work Permits			Certificates of Exemption			Grand Total		
		Male	Female	Both sexes	Male	Female	Both sexes	Male	Female	Both sexes
Construction (cont'd)	Cook	22	0	22	15	1	16	37	1	38
	Cook Grade I	2	0	2	12	0	12	14	0	14
	Cook Grade II	3	1	4	2	0	2	5	1	6
	Cook Helper Grade I	0	0	0	1	0	1	1	0	1
	Cost Controller	1	0	1	0	0	0	1	0	1
	Crane Operator	2	0	2	0	0	0	2	0	2
	Crane Operator Grade I	2	0	2	0	0	0	2	0	2
	Crane Operator Grade II	2	0	2	1	0	1	3	0	3
	Crane/Forklift Operator Grade II	6	0	6	0	0	0	6	0	6
	Deputy General Manager	0	0	0	4	0	4	4	0	4
	Deputy General Manager (Civil)	0	0	0	2	0	2	2	0	2
	Deputy General Manager (Design)	0	0	0	1	0	1	1	0	1
	Deputy Manager	0	0	0	1	0	1	1	0	1
	Deputy Manager (Civil)	0	0	0	1	0	1	1	0	1
	Deputy Manager (Electrical)	0	0	0	1	0	1	1	0	1
	Design Delivery Manager	0	0	0	1	0	1	1	0	1
	Director	4	0	4	1	1	2	5	1	6
	Draftsman	0	0	0	1	0	1	1	0	1
	Driver	0	0	0	2	0	2	2	0	2
	Driver Grade I	10	0	10	11	0	11	21	0	21
	Driver Grade II	1	0	1	14	0	14	15	0	15
	Duct Erector	11	0	11	0	0	0	11	0	11
	Duct Erector Grade I	23	0	23	0	0	0	23	0	23
	Dy General Manager (Finance)	0	0	0	1	0	1	1	0	1
	Dy. General Manager (Engg)	0	0	0	1	0	1	1	0	1
	Electric & Mig Welder	1	0	1	0	0	0	1	0	1
	Electrical & Mechanical Technician	3	0	3	0	0	0	3	0	3
	Electrical Engineer	0	0	0	1	0	1	1	0	1
	Electrical Supervisor	2	0	2	1	0	1	3	0	3
	Electrical Technician	3	0	3	0	0	0	3	0	3
	Electrical Technician Grade II	3	0	3	0	0	0	3	0	3
	Electrician	125	0	125	2	0	2	127	0	127
	Electrician General	5	0	5	0	0	0	5	0	5
	Electrician Grade I	150	0	150	23	0	23	173	0	173
	Electrician Grade II	31	0	31	66	0	66	97	0	97
	Electro Technician	3	0	3	0	0	0	3	0	3
	Electronic & Traffic Lights Computer Operator	1	1	2	0	0	0	1	1	2
	Electronic Technician	3	0	3	0	0	0	3	0	3
	Electrician	3	0	3	0	0	0	3	0	3
	Engineer	0	0	0	1	0	1	1	0	1
	Equipment Fixer Grade II	8	0	8	0	0	0	8	0	8
	Excavator	1	0	1	0	0	0	1	0	1
	Excavator Operator	30	0	30	18	0	18	48	0	48
	Excavator Operator Grade I	1	0	1	0	0	0	1	0	1
	Excavator Operator Grade II	2	0	2	3	0	3	5	0	5
	Excavator/Bulldozer Operator	2	0	2	0	0	0	2	0	2
	Executive (Civil)	0	0	0	1	0	1	1	0	1
	Executive Purchase	0	0	0	1	0	1	1	0	1
	Fabrication Fitter Grade II	0	0	0	1	0	1	1	0	1
	Fabricator For Pipeline Works - Grade II	1	0	1	0	0	0	1	0	1
	Fabricator For Tank Works - Grade II	2	0	2	0	0	0	2	0	2
	False Ceiling Fixer	21	0	21	0	0	0	21	0	21
	False Ceiling Makers And Fixers	0	0	0	1	0	1	1	0	1
	Finishing Carpenter Grade II	2	0	2	0	0	0	2	0	2
	First Aider	0	0	0	1	0	1	1	0	1
	Fitter For Pipelines Works	1	0	1	0	0	0	1	0	1
	Foreman	2	0	2	11	0	11	13	0	13
	Foreman Building	0	0	0	3	0	3	3	0	3
	Foreman General	0	0	0	1	0	1	1	0	1
	Foreman Grade 2	0	0	0	1	0	1	1	0	1
	Foreman Site Works	0	0	0	5	0	5	5	0	5
	Formworks Supervisor	15	0	15	0	0	0	15	0	15
	Furniture Carpenter	2	0	2	0	0	0	2	0	2
	Furniture Carpenter Grade I	44	0	44	0	0	0	44	0	44
	Furniture Fitter Assembler	1	0	1	0	0	0	1	0	1
	Furniture Fitter Assembler Grade I	2	0	2	0	0	0	2	0	2
	Gardener	27	0	27	0	0	0	27	0	27
	Gas And Electric Grade II	1	0	1	0	0	0	1	0	1
	General Foreman	0	0	0	5	0	5	5	0	5
	General Maintenance Pool Technician	4	0	4	0	0	0	4	0	4
	General Mason	10	0	10	0	0	0	10	0	10
	Grade 2	1	0	1	0	0	0	1	0	1
	Grader Operator	4	0	4	0	0	0	4	0	4
	Granite Technician	4	0	4	0	0	0	4	0	4
	Granite Technician & Polisher	1	0	1	0	0	0	1	0	1
	Granite Technician Grade I	3	1	4	0	0	0	3	1	4
	Granite Technician Grade II	8	0	8	0	0	0	8	0	8
	Granite Worker	6	0	6	0	0	0	6	0	6
	Granite Worker Grade I	6	1	7	0	0	0	6	1	7
	Head - Finance, Accounts & Admin	0	0	0	1	0	1	1	0	1

Table 38 (Cont'd)- Number of valid work permits and certificates of exemption by industrial group, occupation & sex, as at end of March 2024

Industrial Group	Occupation	Valid Work Permits			Certificates of Exemption			Grand Total		
		Male	Female	Both sexes	Male	Female	Both sexes	Male	Female	Both sexes
Construction (cont'd)	Head (Project Control)	0	0	0	1	0	1	1	0	1
	Health Executive	0	0	0	1	0	1	1	0	1
	Heating & Cooling Technician	1	0	1	0	0	0	1	0	1
	Heavy Driver Grade 2	0	0	0	2	0	2	2	0	2
	Heavy Duty Mechanic - Grade II	2	0	2	0	0	0	2	0	2
	Heavy Vehicle Driver	6	0	6	0	0	0	6	0	6
	Helper	28	0	28	183	0	183	211	0	211
	Helper - Civil Works	0	0	0	36	0	36	36	0	36
	Helper - Electrical Works	0	0	0	2	0	2	2	0	2
	Helper - Mechanical Works	0	0	0	3	0	3	3	0	3
	Helper Grade II	9	0	9	9	0	9	18	0	18
	Helper Qa/Qc	0	0	0	1	0	1	1	0	1
	Hvac Air Conditioning & Ventilation Technician	8	0	8	0	0	0	8	0	8
	Hvac Air Conditioning And Ventilation Technician Grade 1	3	0	3	0	0	0	3	0	3
	Hydraulic Jack Operating Technician Grade II	1	0	1	0	0	0	1	0	1
	"Ingenieur Bureau D'Etudes"	1	0	1	0	0	0	1	0	1
	Interpreter	2	1	3	0	0	0	2	1	3
	It/System	0	0	0	1	0	1	1	0	1
	Jcb Operator	2	0	2	6	0	6	8	0	8
	Jcb Operator Grade II	0	0	0	1	0	1	1	0	1
	Job Contractor	1	0	1	0	0	0	1	0	1
	Job Operator	0	0	0	1	0	1	1	0	1
	Joinery Carpenter	23	0	23	0	0	0	23	0	23
	Joinery Carpenter Grade I	10	0	10	0	0	0	10	0	10
	Junior Manager	0	0	0	3	0	3	3	0	3
	Junior Technical Officer	0	0	0	10	0	10	10	0	10
	Junior Technical Officer Grade II	0	0	0	1	0	1	1	0	1
	Khalasi	0	0	0	7	0	7	7	0	7
	Khalasi Grade II	0	0	0	2	0	2	2	0	2
	Khalasi/Rigger Grade II	0	0	0	6	0	6	6	0	6
	Lab Technician	0	0	0	1	0	1	1	0	1
	Labour/Helper	0	0	0	1	0	1	1	0	1
	Landscaper	23	0	23	0	0	0	23	0	23
	Lead Formations	0	0	0	1	0	1	1	0	1
	Lead Railway Systems	0	0	0	1	0	1	1	0	1
	Leading Hand Building	0	0	0	1	0	1	1	0	1
	Leading Hand Grade II	0	0	0	7	0	7	7	0	7
	Leading Hand Site Works	0	0	0	3	0	3	3	0	3
	Lift Technician	5	0	5	0	0	0	5	0	5
	Light Truck Driver Grade II	0	0	0	5	0	5	5	0	5
	Loader Operator	0	0	0	1	0	1	1	0	1
	Lorry Driver Grade II	1	0	1	10	0	10	11	0	11
	Lorry Operator	8	0	8	0	0	0	8	0	8
	Lorry Operator Grade II	5	0	5	0	0	0	5	0	5
	Machine Operator	9	0	9	0	0	0	9	0	9
	Manager	0	0	0	8	0	8	8	0	8
	Manager (Accounts)	0	0	0	3	0	3	3	0	3
	Manager (Civil)	0	0	0	2	0	2	2	0	2
	Manager (Engineering)	0	0	0	1	0	1	1	0	1
	Manager (Environment, Health And Safety)	0	0	0	1	0	1	1	0	1
	Manager (Mechanical)	0	0	0	3	0	3	3	0	3
	Manager (Stores)	0	0	0	1	0	1	1	0	1
	Manager (Survey)	0	0	0	1	0	1	1	0	1
	Managerial Staff - Grade II	1	0	1	0	0	0	1	0	1
	Managing Director	0	0	0	1	0	1	1	0	1
	Mason	941	1	942	29	0	29	970	1	971
	Mason Grade I	806	1	807	414	0	414	1220	1	1221
	Mason Grade II	872	1	873	1665	0	1665	2537	1	2538
	Mason General Grade II	2	0	2	0	0	0	2	0	2
	Masonry Grade II	2	0	2	0	0	0	2	0	2
	Masonry Worker Grade II	13	0	13	0	0	0	13	0	13
	Material Controller	2	0	2	0	0	0	2	0	2
	Mechanic	7	0	7	1	0	1	8	0	8
	Mechanic Grade I	19	0	19	4	0	4	23	0	23
	Mechanic Grade II	6	0	6	1	0	1	7	0	7
	Mechanic Motor Vehicle	1	0	1	0	0	0	1	0	1
	Mechanic, Construction Machinery Grade II	1	0	1	0	0	0	1	0	1
	Mechanical And Electrical Coordinator	0	0	0	3	0	3	3	0	3
	Mechanical Assistant	0	0	0	1	0	1	1	0	1
	Mechanical Equipment	1	0	1	0	0	0	1	0	1
	Mechanical Surveyor	0	0	0	1	0	1	1	0	1
	Mechanics Motor Vehicle	1	0	1	0	0	0	1	0	1
	Mep Manager	0	0	0	3	0	3	3	0	3
	Metal Worker Grade II	27	0	27	0	0	0	27	0	27
	Mobile Crane Operator	2	0	2	0	0	0	2	0	2
	Motor Mechanic	1	0	1	0	0	0	1	0	1
	Motor Vehicle Mechanic And Repairer Grade I	1	0	1	0	0	0	1	0	1
	Motor Vehicles Mechanic (Hybrid Car Technology)	1	0	1	0	0	0	1	0	1
	Office Admin Time Clerk	0	0	0	1	0	1	1	0	1
	Office Assistant	0	0	0	4	0	4	4	0	4
	Office Boy	0	0	0	1	0	1	1	0	1

Table 38 (Cont'd)- Number of valid work permits and certificates of exemption by industrial group, occupation & sex, as at end of March 2024

Industrial Group	Occupation	Valid Work Permits			Certificates of Exemption			Grand Total		
		Male	Female	Both sexes	Male	Female	Both sexes	Male	Female	Both sexes
Construction (cont'd)	Officer	0	0	0	8	0	8	8	0	8
	Officer (Electrician)	0	0	0	2	0	2	2	0	2
	Operation Manager	1	0	1	0	0	0	1	0	1
	Operator	0	0	0	6	0	6	6	0	6
	Operator Grade I	0	0	0	10	0	10	10	0	10
	Operator Grade II	0	0	0	2	0	2	2	0	2
	Operator Grader	1	0	1	0	0	0	1	0	1
	Painter	16	0	16	0	0	0	16	0	16
	Painter Grade I	10	0	10	0	0	0	10	0	10
	Painter Grade II	4	0	4	14	0	14	18	0	18
	Panel Beater	1	0	1	0	0	0	1	0	1
	Panel Fitter Grade II	2	0	2	0	0	0	2	0	2
	Photovoltaic Installer	2	0	2	0	0	0	2	0	2
	Pipe Fitter	3	0	3	0	0	0	3	0	3
	Pipe Fitter Grade II	1	0	1	0	0	0	1	0	1
	Planning Manager	0	0	0	1	0	1	1	0	1
	Plant Operator	3	0	3	17	0	17	20	0	20
	Plant Operator (Bobcat)	1	0	1	0	0	0	1	0	1
	Plant Operator (Excavator) Grade II	3	0	3	0	0	0	3	0	3
	Plant Operator Grade I	1	0	1	0	0	0	1	0	1
	Plant Operator Grade II	0	0	0	1	0	1	1	0	1
	Plasterer	34	0	34	0	0	0	34	0	34
	Plasterer Grade I	6	0	6	21	0	21	27	0	27
	Plasterer Grade II	3	0	3	204	0	204	207	0	207
	Platter Grade I	2	0	2	0	0	0	2	0	2
	Plumber	108	0	108	0	0	0	108	0	108
	Plumber Grade I	89	0	89	9	0	9	98	0	98
	Plumber And Pipe Fitter	3	0	3	0	0	0	3	0	3
	Plumber Grade II	13	0	13	44	0	44	57	0	57
	Plumbing Supervisor	2	0	2	0	0	0	2	0	2
	Pole Electrician	21	0	21	0	0	0	21	0	21
	Pole Electrician Grade II	8	0	8	0	0	0	8	0	8
	Professional Granite Worker	1	0	1	0	0	0	1	0	1
	Professional Granite Worker Grade I	3	0	3	0	0	0	3	0	3
	Project Director	0	0	0	1	0	1	1	0	1
	Project Manager	0	0	0	3	0	3	3	0	3
	Project Manager (Civil)	0	0	0	3	0	3	3	0	3
	Pump And Tank Technician	1	0	1	0	0	0	1	0	1
	Pump Operator C/O Driver	3	0	3	0	0	0	3	0	3
	Qa Qc Engineer Grade I	0	0	0	1	0	1	1	0	1
	Qc Manager	0	0	0	1	0	1	1	0	1
	Qs Engineer	0	0	0	3	0	3	3	0	3
	Quality Assurance / Quality Control Supervisor	0	0	0	2	0	2	2	0	2
	Rebar Fitter Grade I	0	0	0	1	0	1	1	0	1
	Rebar Fitter Grade II	0	0	0	24	0	24	24	0	24
	Rebar Supervisor	23	0	23	0	0	0	23	0	23
	Refrigeration And Air Conditioning Plant And Equipment Mechanic	5	0	5	0	0	0	5	0	5
	Refrigeration And Air Conditioning Plant Grade I	1	0	1	0	0	0	1	0	1
	Refrigeration And Cold Room Technician	6	0	6	0	0	0	6	0	6
	Refrigeration Technician/Frigorist	3	0	3	0	0	0	3	0	3
	Rigger	1	0	1	0	0	0	1	0	1
	Rigger / Khalasi	0	0	0	1	0	1	1	0	1
	Rigger / Khalasi Grade II	0	0	0	5	0	5	5	0	5
	Rigger For Pipeline Works Grade 2	1	0	1	0	0	0	1	0	1
	Rigger For Tank Works	1	0	1	0	0	0	1	0	1
	Rigger For Tank Works - Grade II	1	0	1	0	0	0	1	0	1
	Rigger Grade II	0	0	0	2	0	2	2	0	2
	S/Construction Carpenter Grade I	7	0	7	0	0	0	7	0	7
	Safety Executive	0	0	0	1	0	1	1	0	1
	Safety Executive Grade I	0	0	0	1	0	1	1	0	1
	Safety Officer	0	0	0	1	0	1	1	0	1
	Safety Officer Grade II	0	0	0	1	0	1	1	0	1
	Safety Steward	0	0	0	1	0	1	1	0	1
	Scaffolder	11	0	11	0	0	0	11	0	11
	Scaffolder Grade II	33	0	33	73	0	73	106	0	106
	Sculptor Grade I	3	0	3	0	0	0	3	0	3
	Sculptor Grade II	1	0	1	0	0	0	1	0	1
	Sectional Supervisor In Carpenter Formwork And Joinery Works	8	0	8	0	0	0	8	0	8
	Sectional Supervisor In Masonry Trade / Blocks / Rendering / Tiling / Granite	1	0	1	0	0	0	1	0	1
	Security Grade II	0	0	0	2	0	2	2	0	2
	Security Guard	0	0	0	1	0	1	1	0	1
	Senior Deputy General Manager	0	0	0	1	0	1	1	0	1
	Senior Engineer	0	0	0	3	0	3	3	0	3
	Senior Engineer (Civil)	0	0	0	1	0	1	1	0	1
	Senior Engineer (Systems)	0	0	0	1	0	1	1	0	1
	Senior Technical Officer	0	0	0	2	0	2	2	0	2
	Senior Technical Officer Grade II	0	0	0	1	0	1	1	0	1
	Sheet Metal Worker	4	0	4	0	0	0	4	0	4

Table 38 (Cont'd)- Number of valid work permits and certificates of exemption by industrial group, occupation & sex, as at end of March 2024

Industrial Group	Occupation	Valid Work Permits			Certificates of Exemption			Grand Total		
		Male	Female	Both sexes	Male	Female	Both sexes	Male	Female	Both sexes
Construction (cont'd)	Sheet Metal Worker Grade I	13	0	13	0	0	0	13	0	13
	Sheltering Carpenter	1	0	1	0	0	0	1	0	1
	Shuttering Carpenter	16	0	16	0	0	0	16	0	16
	Shuttering Carpenter Grade I	0	0	0	10	0	10	10	0	10
	Shuttering Carpenter Grade II	0	0	0	38	0	38	38	0	38
	Site Agent	6	0	6	10	0	10	16	0	16
	Site Agent Electrical	1	0	1	0	0	0	1	0	1
	Site Engineer	0	0	0	1	0	1	1	0	1
	Site In Charge Grade I	0	0	0	1	0	1	1	0	1
	Site Manager	0	0	0	5	0	5	5	0	5
	Site Supervisor	1	0	1	23	0	23	24	0	24
	Site Technician	2	0	2	0	0	0	2	0	2
	Skilled Brick Layer Grade II	70	0	70	0	0	0	70	0	70
	Skilled Carpenter	4	0	4	0	0	0	4	0	4
	Skilled Electrician	1	0	1	0	0	0	1	0	1
	Skilled Mason	113	0	113	0	0	0	113	0	113
	Skilled Plumber Grade II	6	0	6	0	0	0	6	0	6
	Skilled Worker	0	0	0	2	0	2	2	0	2
	Skilled Worker Grade II	0	0	0	93	0	93	93	0	93
	Skimmer Grade I	0	0	0	3	0	3	3	0	3
	Specialist Marble Tiler Grade I	33	0	33	0	0	0	33	0	33
	Specialist Marble/Tiler	3	0	3	0	0	0	3	0	3
	Specialist Shutter Hand Grade I	127	0	127	0	0	0	127	0	127
	Specialist Shutter, Hand	1	0	1	0	0	0	1	0	1
	Sr Officer	0	0	0	2	0	2	2	0	2
	Station Supervisor	0	0	0	1	0	1	1	0	1
	Steel Bender	36	0	36	0	0	0	36	0	36
	Steel Bender Grade I	13	0	13	0	0	0	13	0	13
	Steel Fixer	120	1	121	21	0	21	141	1	142
	Steel Fixer Grade I	19	0	19	106	0	106	125	0	125
	Steel Fixer Grade II	142	0	142	488	0	488	630	0	630
	Steel Fixture	0	0	0	11	0	11	11	0	11
	Steel Fixture Grade II	0	0	0	5	0	5	5	0	5
	Stone Employee	1	0	1	0	0	0	1	0	1
	Stone Mason	1	0	1	0	0	0	1	0	1
	Stonemason Grade II	1	0	1	0	0	0	1	0	1
	Store Assistant	0	0	0	2	0	2	2	0	2
	Store Clerk	0	0	0	1	0	1	1	0	1
	Store In Charge	0	0	0	2	0	2	2	0	2
	Store In Charge Grade I	0	0	0	1	0	1	1	0	1
	Store Keeper Grade 2	0	0	0	1	0	1	1	0	1
	Store Keeper Grade I	0	0	0	1	0	1	1	0	1
	Storekeeper	0	0	0	3	0	3	3	0	3
	Structural Worker Grade I	1	0	1	0	0	0	1	0	1
	Supervisor	25	5	30	19	0	19	44	5	49
	Supervisor - Civil	0	0	0	3	0	3	3	0	3
	Supervisor Grade I	0	0	0	10	0	10	10	0	10
	Supervisor Grade II	0	0	0	7	0	7	7	0	7
	Supervisor/Painter	0	0	0	1	0	1	1	0	1
	Survey Assistant	0	0	0	1	0	1	1	0	1
	Sweeper/Cleaner	0	0	0	11	0	11	11	0	11
	Technician	3	0	3	0	0	0	3	0	3
	Technical Officer	0	0	0	1	0	1	1	0	1
	Technician (Electrical)	0	0	0	1	0	1	1	0	1
	Technician	4	0	4	5	0	5	9	0	9
	Technician (Civil)	0	0	0	1	0	1	1	0	1
	Technician (General)	19	0	19	0	0	0	19	0	19
	Technician Grade I	8	0	8	0	0	0	8	0	8
	Technician Grade II	4	0	4	18	0	18	22	0	22
	Tile Fixer	2	0	2	0	0	0	2	0	2
	Tile Fixer And Granite Fixer	4	0	4	0	0	0	4	0	4
	Tile Fixer And Granite Fixer Grade I	3	0	3	0	0	0	3	0	3
	Tile Fixer And Granite Works	1	0	1	0	0	0	1	0	1
	Tile Granite Works	1	0	1	0	0	0	1	0	1
	Tile Mason Grade II	0	0	0	8	0	8	8	0	8
	Tile Setter	28	0	28	0	0	0	28	0	28
	Tile Setter Grade II	42	0	42	35	0	35	77	0	77
	Tiler	29	0	29	0	0	0	29	0	29
	Tiler Grade I	10	0	10	0	0	0	10	0	10
	Tiler Grade II	24	0	24	22	0	22	46	0	46
	Tiles Granite Fixer	1	0	1	0	0	0	1	0	1
	Tiles Layer	9	0	9	0	0	0	9	0	9
	Tiles Layer Grade I	6	0	6	0	0	0	6	0	6
	Tiles Layer Grade II	56	0	56	0	0	0	56	0	56
	Tiles Manufacturer And Fixer Grade I	5	0	5	0	0	0	5	0	5
	Tiles Mason G I	2	0	2	0	0	0	2	0	2
	Tiles Setter	6	0	6	0	0	0	6	0	6
	Tiles Setter Grade II	2	0	2	0	0	0	2	0	2
	Tower - Crane Operator	2	0	2	2	0	2	4	0	4

Table 38 (Cont'd)- Number of valid work permits and certificates of exemption by industrial group, occupation & sex, as at end of March 2024

Industrial Group	Occupation	Valid Work Permits			Certificates of Exemption			Grand Total		
		Male	Female	Both sexes	Male	Female	Both sexes	Male	Female	Both sexes
Construction (cont'd)	Track Workman	0	0	0	1	0	1	1	0	1
	Track Workman Grade I	0	0	0	2	0	2	2	0	2
	Train Captain	0	0	0	1	0	1	1	0	1
	Trainee Engineer	1	0	1	0	0	0	1	0	1
	Transmission Operator Grade I	1	0	1	0	0	0	1	0	1
	Unskilled Worker	4	0	4	291	0	291	295	0	295
	Unskilled Worker Grade II	0	0	0	99	0	99	99	0	99
	"Volontaire Internationale En Entreprise (VIE)"	0	0	0	1	1	2	1	1	2
	Waterproofing Applicator Operator	9	0	9	0	0	0	9	0	9
	Welder	29	0	29	0	0	0	29	0	29
	Welder For Fuel Storage Tanks - Grade II	3	0	3	0	0	0	3	0	3
	Welder For Pipeline Works - Grade II	1	0	1	0	0	0	1	0	1
	Welder Gas & Electric Grade II	1	0	1	0	0	0	1	0	1
	Welder General	2	0	2	0	0	0	2	0	2
	Welder Grade I	25	0	25	0	0	0	25	0	25
	Welder Grade II	62	0	62	18	0	18	80	0	80
	Welder Tig & Mig	4	0	4	0	0	0	4	0	4
	Welder Tig & Mig Grade II	2	0	2	0	0	0	2	0	2
	Welder/Fitter	2	0	2	0	0	0	2	0	2
	Welder/Turner	4	0	4	0	0	0	4	0	4
	Sub Total	6978	18	6996	6415	3	6418	13393	21	13414
Wholesale and Retail Trade, Repair of Motor Vehicles, Motorcycles and Personal and Household Goods	Ac Technician	1	0	1	0	0	0	1	0	1
	Account Executive,Network Growth	1	0	1	0	0	0	1	0	1
	Agricultural Labourer Grade I	5	0	5	0	0	0	5	0	5
	Agricultural Supervisor	2	0	2	0	0	0	2	0	2
	Air Conditioning & Refrigeration	3	0	3	0	0	0	3	0	3
	Aircon And Fridge Repairing Technician Grade I	3	0	3	0	0	0	3	0	3
	Aluminium Fabricator	3	0	3	0	0	0	3	0	3
	Andre Enterprise Ltd	1	0	1	0	0	0	1	0	1
	Assembler, Furniture, Wooden Grade I	19	0	19	0	0	0	19	0	19
	Auto Painter Grade II	1	0	1	0	0	0	1	0	1
	Autogas Mechanic	2	0	2	0	0	0	2	0	2
	Automobile Electrician	12	0	12	0	0	0	12	0	12
	Automobile Electrician Grade I	1	0	1	0	0	0	1	0	1
	Automobile Electrician Grade II	6	0	6	0	0	0	6	0	6
	Automobile Electronic Technician Grade II	1	0	1	0	0	0	1	0	1
	Automobile Electronic Technician Grade III	1	0	1	0	0	0	1	0	1
	Automobile Mechanic	15	0	15	0	0	0	15	0	15
	Automobile Mechanic (Petrol & Diesel) Grade I	2	0	2	0	0	0	2	0	2
	Automobile Mechanic Grade I	3	0	3	0	0	0	3	0	3
	Automobile Mechanic Grade II	1	0	1	0	0	0	1	0	1
	Automobile Mechanic, Diesel	1	0	1	0	0	0	1	0	1
	Automobile Mechanics (Fuel/ Diesel) Grade II	2	0	2	0	0	0	2	0	2
	Automobile Mechanics (Fuel/Diesel) Grade I	1	0	1	0	0	0	1	0	1
	Automobile Mechanics(Fuel/Diesel) Grade III	3	0	3	0	0	0	3	0	3
	Automobile Motor Electrician Grade II	1	0	1	0	0	0	1	0	1
	Automobile Painter	5	0	5	0	0	0	5	0	5
	Automobile Panel Beater	1	0	1	0	0	0	1	0	1
	Automobile Technician	1	0	1	0	0	0	1	0	1
	Automotive Mechanic Grade I	6	0	6	0	0	0	6	0	6
	Bakery Operator	196	1	197	0	0	0	196	1	197
	Bakery Operator (Industrial)	2	0	2	0	0	0	2	0	2
	Ball & Polishing Jeweller	1	0	1	0	0	0	1	0	1
	Biomedical Technician	2	0	2	0	0	0	2	0	2
	Biomedical Technician Grade II	1	0	1	0	0	0	1	0	1
	Booth Painter Grade I	1	0	1	0	0	0	1	0	1
	Brigadier	3	0	3	0	0	0	3	0	3
	Budder Operator	8	0	8	0	0	0	8	0	8
	Budding Operator	3	0	3	0	0	0	3	0	3
	Cabinet Maker	12	0	12	0	0	0	12	0	12
	Cabinet Maker Grade I	6	0	6	0	0	0	6	0	6
	Cabinet Maker Grade II	55	1	56	0	0	0	55	1	56
	Cabinet Maker Grade III	6	0	6	0	0	0	6	0	6
	Car Painter	2	0	2	0	0	0	2	0	2
	Car Valeting	7	0	7	0	0	0	7	0	7
	Car Washing Operator	3	0	3	0	0	0	3	0	3
	Carer	1	1	2	0	0	0	1	1	2
	Carpenter Grade I	3	0	3	0	0	0	3	0	3
	Carpenter Grade II	4	0	4	0	0	0	4	0	4
	Carpenter, General	1	0	1	0	0	0	1	0	1
	Cashmere Carpet Technician	1	0	1	0	0	0	1	0	1
	Chef	0	1	1	0	0	0	0	1	1
	Chicken Slaughtering	2	0	2	0	0	0	2	0	2
	Chief Hybrid Car Technician Grade II	1	0	1	0	0	0	1	0	1
	Coach Builder Grade I	1	0	1	0	0	0	1	0	1
	Coach Painter Grade II	1	0	1	0	0	0	1	0	1
	Coffee Operator	1	0	1	0	0	0	1	0	1
	Cold Room Attendant	7	0	7	0	0	0	7	0	7
	Cold Room Operator	9	0	9	0	0	0	9	0	9
	Coldroom Supervisor	1	0	1	0	0	0	1	0	1
	Coldroom Technician	2	0	2	0	0	0	2	0	2
	Commercial Packing Operator	4	0	4	0	0	0	4	0	4
	Conditioning & Refrigeration Technician	1	0	1	0	0	0	1	0	1

Table 38 (Cont'd)- Number of valid work permits and certificates of exemption by industrial group, occupation & sex, as at end of March 2024

Industrial Group	Occupation	Valid Work Permits			Certificates of Exemption			Grand Total		
		Male	Female	Both sexes	Male	Female	Both sexes	Male	Female	Both sexes
Wholesale and Retail Trade, Repair of Motor Vehicles, Motorcycles and Personal and Household Goods (cont'd)	Conditioning And Refrigeration Technician Grade I	3	0	3	0	0	0	3	0	3
	Cook	31	0	31	0	0	0	31	0	31
	Cook For Tandoori And Mughlai Food	1	0	1	0	0	0	1	0	1
	Cook- Halwai	3	0	3	0	0	0	3	0	3
	Country Manager	1	0	1	0	0	0	1	0	1
	Customer Experience Assistant	1	0	1	0	0	0	1	0	1
	Deboner	2	0	2	0	0	0	2	0	2
	Demand Planner	0	1	1	0	0	0	0	1	1
	Diesel Mechanic	1	0	1	0	0	0	1	0	1
	Director	2	2	4	0	0	0	2	2	4
	Domestic Worker	0	1	1	0	0	0	0	1	1
	Electrical Technician	3	0	3	0	0	0	3	0	3
	Electrician	8	0	8	0	0	0	8	0	8
	Electrician Grade II	13	0	13	0	0	0	13	0	13
	Electrician Motor Vehicle	2	0	2	0	0	0	2	0	2
	Electrician, Motor Vehicle Grade II	2	0	2	0	0	0	2	0	2
	Electro Technician	2	0	2	0	0	0	2	0	2
	Electronic And Electrical Technician (Grade I)	1	0	1	0	0	0	1	0	1
	Electronic Mechanic/Autogas Mechanic	6	0	6	0	0	0	6	0	6
	Electronic Mechanic/Autogas Technician	3	0	3	0	0	0	3	0	3
	Electronic Technician	11	0	11	0	0	0	11	0	11
	"Electricien Automobile - Grade I"	1	0	1	0	0	0	1	0	1
	Embroiderer	10	0	10	0	0	0	10	0	10
	Entrepreneur (Digital Marketing)	1	0	1	0	0	0	1	0	1
	Excavator Operator	7	0	7	0	0	0	7	0	7
	Executive Director	1	0	1	0	0	0	1	0	1
	Experience Packer	5	0	5	0	0	0	5	0	5
	Factory Attendant	2	0	2	0	0	0	2	0	2
	Factory Attendant, Manufacturing	3	0	3	0	0	0	3	0	3
	Factory Operator	36	0	36	0	0	0	36	0	36
	Factory Operator, Meat Processing	21	0	21	0	0	0	21	0	21
	False Ceiling Maker/Fixer Grade II	15	0	15	0	0	0	15	0	15
	Fast Food Operator	3	0	3	0	0	0	3	0	3
	Fertigation Operator	1	0	1	0	0	0	1	0	1
	Fertilising Machine Operator	25	0	25	0	0	0	25	0	25
	Fertilizer And Irrigating Officer	2	0	2	0	0	0	2	0	2
	Filing Pump Attendant	3	0	3	0	0	0	3	0	3
	Finishing Carpenter (Grade II)	2	0	2	0	0	0	2	0	2
	Fish Cutting Operator	23	0	23	0	0	0	23	0	23
	Fish/Meat Packer	3	0	3	0	0	0	3	0	3
	Fitter - Grade II	2	0	2	0	0	0	2	0	2
	Food Processing Operator	25	0	25	0	0	0	25	0	25
	Food Processor	7	0	7	0	0	0	7	0	7
	Forklift Driver	1	0	1	0	0	0	1	0	1
	Forklift Truck Operator	1	0	1	0	0	0	1	0	1
	Frigo Worker Grade 2	2	0	2	0	0	0	2	0	2
	Frigoboy	13	0	13	0	0	0	13	0	13
	Frigorist	15	0	15	0	0	0	15	0	15
	Frigo-Worker Grade II	2	0	2	0	0	0	2	0	2
	Fruit And Vegetable Grader Cold Room	16	0	16	0	0	0	16	0	16
	Fruit And Vegetable Packing Operator	15	0	15	0	0	0	15	0	15
	Furniture Component Assembler Grade II	1	0	1	0	0	0	1	0	1
	Garage Supervisor Grade I	1	0	1	0	0	0	1	0	1
	Garde Malade	2	0	2	0	0	0	2	0	2
	Garment Designer	1	0	1	0	0	0	1	0	1
	Garment Embroiderer	7	0	7	0	0	0	7	0	7
	General Technician	6	0	6	0	0	0	6	0	6
	Glass Cutter	3	0	3	0	0	0	3	0	3
	Glass Cutter Grade I	10	0	10	0	0	0	10	0	10
	Glass Factory Operator	5	0	5	0	0	0	5	0	5
	Grader Coldroom	1	0	1	0	0	0	1	0	1
	Granite Cutter	22	0	22	0	0	0	22	0	22
	Granite Cutter And Polisher	3	0	3	0	0	0	3	0	3
	Granite Technician	2	0	2	0	0	0	2	0	2
	Granite Technician Grade I	2	0	2	0	0	0	2	0	2
	Granite Technician Grade II	1	0	1	0	0	0	1	0	1
	Granite Worker	1	0	1	0	0	0	1	0	1
	Granite Worker Grade II	4	0	4	0	0	0	4	0	4
	Greenhouse And Budding Operator	22	0	22	0	0	0	22	0	22
	Greenhouse Operator	3	0	3	0	0	0	3	0	3
	Grinding Machine Operator	3	0	3	0	0	0	3	0	3
	Grinding Machine Operator Grade 2	3	0	3	0	0	0	3	0	3
	Grinding Mill Operator	7	0	7	0	0	0	7	0	7
	Hand Diamond Cutter	1	0	1	0	0	0	1	0	1
	Hand Embroiderer	1	0	1	0	0	0	1	0	1
	Hand Packer	6	0	6	0	0	0	6	0	6
	Head Of Business Development	0	1	1	0	0	0	0	1	1
	Heating & Cooling Technician Grade II	1	0	1	0	0	0	1	0	1
	Heavy Equipment Service Mechanics	2	0	2	0	0	0	2	0	2
	Heavy Equipments Electrician	1	0	1	0	0	0	1	0	1
	Heavy Mechanic Grade I	1	0	1	0	0	0	1	0	1

Table 38 (Cont'd)- Number of valid work permits and certificates of exemption by industrial group, occupation & sex, as at end of March 2024

Industrial Group	Occupation	Valid Work Permits			Certificates of Exemption			Grand Total		
		Male	Female	Both sexes	Male	Female	Both sexes	Male	Female	Both sexes
Wholesale and Retail Trade, Repair of Motor Vehicles, Motorcycles and Personal and Household Goods (cont'd)	Helper	1	0	1	0	0	0	1	0	1
	House Worker	1	0	1	0	0	0	1	0	1
	Housekeeper	1	0	1	0	0	0	1	0	1
	Hvac/Ac Technician	2	0	2	0	0	0	2	0	2
	Hybrid And Electric Vehicle Technician	1	0	1	0	0	0	1	0	1
	Hybrid Car Mechanic Grade II	2	0	2	0	0	0	2	0	2
	Hybrid Mechanic Grade II	1	0	1	0	0	0	1	0	1
	Hydroponic Farmer	2	0	2	0	0	0	2	0	2
	Hydroponic Farmers	2	0	2	0	0	0	2	0	2
	Import/Export Manager (Spain & South American Countries)	1	0	1	0	0	0	1	0	1
	Indian Sweet Maker	2	0	2	0	0	0	2	0	2
	Interior Designer	1	0	1	0	0	0	1	0	1
	Jeweller	12	0	12	0	0	0	12	0	12
	Jeweller Designer	1	0	1	0	0	0	1	0	1
	Jewellery Engraver & Enameller	1	0	1	0	0	0	1	0	1
	Jig Designer For Furniture Components Grade II	1	0	1	0	0	0	1	0	1
	Knitting Machine Operator	2	0	2	0	0	0	2	0	2
	Lathe Machine Operator	1	0	1	0	0	0	1	0	1
	Line Boring Machine Operator	1	0	1	0	0	0	1	0	1
	Looping Machine Operator	3	0	3	0	0	0	3	0	3
	Machine Operator	77	1	78	0	0	0	77	1	78
	Machine Operator Embroidery	1	0	1	0	0	0	1	0	1
	Machine Operator Fish Processing	6	0	6	0	0	0	6	0	6
	Machine Operator Food Processing	2	0	2	0	0	0	2	0	2
	Machine Operator Grade II	13	0	13	0	0	0	13	0	13
	Machine Operator, Sewing	19	0	19	0	0	0	19	0	19
	Machine Operator, Textiles	2	0	2	0	0	0	2	0	2
	Machine Operator - Wood Product	2	0	2	0	0	0	2	0	2
	Machine Packing Operator	346	1	347	0	0	0	346	1	347
	Machine Technician	6	0	6	0	0	0	6	0	6
	Maid	5	3	8	0	0	0	5	3	8
	Marketing Officer	0	1	1	0	0	0	0	1	1
	Mason	1	0	1	0	0	0	1	0	1
	Meat Cutting Operator	7	0	7	0	0	0	7	0	7
	Meat Slicers	2	0	2	0	0	0	2	0	2
	Mechanic	16	0	16	0	0	0	16	0	16
	Mechanic Grade I	5	0	5	0	0	0	5	0	5
	Mechanic Motor Vehicle	1	0	1	0	0	0	1	0	1
	"Mecanicien Automobile - Grade I"	1	0	1	0	0	0	1	0	1
	Medical Laboratory Assistant	1	0	1	0	0	0	1	0	1
	Melting Furnace Man	1	0	1	0	0	0	1	0	1
	Merchandiser	0	1	1	0	0	0	0	1	1
	Mig Welder Grade I	4	0	4	0	0	0	4	0	4
	Milling Machine Operator	1	0	1	0	0	0	1	0	1
	Mixer	3	0	3	0	0	0	3	0	3
	Mobile Phone Technician	4	0	4	0	0	0	4	0	4
	Motor Mechanic	9	0	9	0	0	0	9	0	9
	Motor Mechanic Grade I	1	0	1	0	0	0	1	0	1
	Motor Mechanic Grade II	4	0	4	0	0	0	4	0	4
	Motor Vehicle Electrician Grade I	2	0	2	0	0	0	2	0	2
	Motor Vehicle Mechanic	2	0	2	0	0	0	2	0	2
	Motor Vehicle Mechanic Hybrid Car Technology Grade I	2	0	2	0	0	0	2	0	2
	Motorcycle Mechanic	2	0	2	0	0	0	2	0	2
	Mould Maker	2	0	2	0	0	0	2	0	2
	Nanny	0	1	1	0	0	0	0	1	1
	Operation And Project Manager	1	0	1	0	0	0	1	0	1
	Operator For Helping Smelting Process	6	0	6	0	0	0	6	0	6
	Oven Operator	16	0	16	0	0	0	16	0	16
	Owner Snack Shop	1	0	1	0	0	0	1	0	1
	Packaging Machine Operator	2	0	2	0	0	0	2	0	2
	Packer	5	0	5	0	0	0	5	0	5
	Packer Hand (Factory Operator)	3	0	3	0	0	0	3	0	3
	Packing And Labelling Operator	5	0	5	0	0	0	5	0	5
	Packing Machine Operator (Cold Room)	20	0	20	0	0	0	20	0	20
	Paint	2	0	2	0	0	0	2	0	2
	Painter (Varnish) Grade I	3	0	3	0	0	0	3	0	3
	Painter Grade I	3	0	3	0	0	0	3	0	3
	Painter/Varnisher	1	0	1	0	0	0	1	0	1
	Panel Beater	15	0	15	0	0	0	15	0	15
	Panel Beater Grade I	3	0	3	0	0	0	3	0	3
	Panel Beater Grade II	6	0	6	0	0	0	6	0	6
	Pastry Maker	112	0	112	0	0	0	112	0	112
	Pastry Maker Grade II	4	0	4	0	0	0	4	0	4
	Pastry Operator	22	0	22	0	0	0	22	0	22
	Pest Control Operator	1	0	1	0	0	0	1	0	1
	Pharmacist In-Charge	0	1	1	0	0	0	0	1	1
	Pharmacy Dispenser	1	0	1	0	0	0	1	0	1
	Planning Machine Operator (Grade I)	3	0	3	0	0	0	3	0	3
	Plastic Extruding Machine Operator	1	0	1	0	0	0	1	0	1
	Plucker	17	0	17	0	0	0	17	0	17

Table 38 (Cont'd)- Number of valid work permits and certificates of exemption by industrial group, occupation & sex, as at end of March 2024

Industrial Group	Occupation	Valid Work Permits			Certificates of Exemption			Grand Total		
		Male	Female	Both sexes	Male	Female	Both sexes	Male	Female	Both sexes
Wholesale and Retail Trade, Repair of Motor Vehicles, Motorcycles and Personal and Household Goods (cont'd)	Plumber / Pipe Fitter	1	0	1	0	0	0	1	0	1
	Plumber / Pipe Fitter Grade II	5	0	5	0	0	0	5	0	5
	Processing Operator	9	0	9	0	0	0	9	0	9
	Professional Carpenter	2	0	2	0	0	0	2	0	2
	Professional Electronic Technician	1	0	1	0	0	0	1	0	1
	Professional Granite Worker	1	0	1	0	0	0	1	0	1
	Pumping Station Operator	3	0	3	0	0	0	3	0	3
	Remelting Technician	1	0	1	0	0	0	1	0	1
	Sales And Marketing Development Manager	1	0	1	0	0	0	1	0	1
	Sales Demonstrator	16	0	16	0	0	0	16	0	16
	Salesperson	1	0	1	0	0	0	1	0	1
	Salesperson, Retail Trade	0	1	1	0	0	0	0	1	1
	Self Employed	1	0	1	0	0	0	1	0	1
	Senior Project Manager	0	0	0	1	0	1	1	0	1
	Service Engineer	1	0	1	0	0	0	1	0	1
	Sheet Metal Worker	3	0	3	0	0	0	3	0	3
	Sheet Metal Worker Grade I	2	0	2	0	0	0	2	0	2
	Shelves Worker	141	28	169	0	0	0	141	28	169
	Shop Assistant	3	0	3	0	0	0	3	0	3
	Shop Assistant, Retail Sale Of Poultry In Stores	1	0	1	0	0	0	1	0	1
	Shop Attendant	1	0	1	0	0	0	1	0	1
	Skilled Aluminium Fabricator	2	0	2	0	0	0	2	0	2
	Skilled Aluminium Fabricator Grade II	11	0	11	0	0	0	11	0	11
	Skilled General Cook	3	0	3	0	0	0	3	0	3
	Skilled Glass Cutter	2	0	2	0	0	0	2	0	2
	Skilled Glass Cutter Grade II	11	0	11	0	0	0	11	0	11
	Skilled Jeweller	3	0	3	0	0	0	3	0	3
	Slicer / Cutter/ Cleaner/ Packer Grade I	1	0	1	0	0	0	1	0	1
	Specialised Cook (Exclusive Indian Sweets)	1	0	1	0	0	0	1	0	1
	Specialist Torchlight Technician	1	0	1	0	0	0	1	0	1
	Steam Boiler Operator Grade II	2	0	2	0	0	0	2	0	2
	Storekeeper	3	0	3	0	0	0	3	0	3
	Tailor	2	1	3	0	0	0	2	1	3
	Tailor (Specialized Pullover Stitching)	1	0	1	0	0	0	1	0	1
	Tandoori And Mughlai Cook	1	0	1	0	0	0	1	0	1
	Technical Manager (Level 10)	1	0	1	0	0	0	1	0	1
	Technical Officer	1	0	1	0	0	0	1	0	1
	Technician	10	0	10	0	0	0	10	0	10
	Technician For Air Conditioner And Refrigerator	2	0	2	0	0	0	2	0	2
	Technician Mobile	1	0	1	0	0	0	1	0	1
	Technician Officer	1	0	1	0	0	0	1	0	1
	Technician White Goods	1	0	1	0	0	0	1	0	1
	Temple Artist (Mounting & Painting Grade II)	2	0	2	0	0	0	2	0	2
	Temple Artist (Mounting And Painting)	6	0	6	0	0	0	6	0	6
	Therapist	1	1	2	0	0	0	1	1	2
	Tig Welder Grade I	1	0	1	0	0	0	1	0	1
	Turner Fitter Grade I	1	0	1	0	0	0	1	0	1
	Tyre Person	3	0	3	0	0	0	3	0	3
	Tyreman	1	0	1	0	0	0	1	0	1
	Tyreman Grade II	1	0	1	0	0	0	1	0	1
	Upholsterer	3	0	3	0	0	0	3	0	3
	Upholsterer Grade II	15	0	15	0	0	0	15	0	15
	Upholsterer Grade I	5	0	5	0	0	0	5	0	5
	Upholsterer/Car Valetting	5	0	5	0	0	0	5	0	5
	Varnisher Grade II	1	0	1	0	0	0	1	0	1
	Vegetable And Fruit Grader II	1	0	1	0	0	0	1	0	1
	Vegetable Packing Machine Operator	1	0	1	0	0	0	1	0	1
	Warehouse Operator	11	0	11	0	0	0	11	0	11
	Welder	6	0	6	0	0	0	6	0	6
	Welder Gas Grade II	2	0	2	0	0	0	2	0	2
	Welder Grade I	8	0	8	0	0	0	8	0	8
	Welder Grade II	8	0	8	0	0	0	8	0	8
	Welder Mig/Gas Grade II	4	0	4	0	0	0	4	0	4
	Welder Tig & Mig	8	0	8	0	0	0	8	0	8
	Welder, Mig	1	0	1	0	0	0	1	0	1
	Wheel Balancer And Aligner	1	0	1	0	0	0	1	0	1
	Wood Carver Grade I	3	0	3	0	0	0	3	0	3
	Wood Carver Grade II	1	0	1	0	0	0	1	0	1
	Wood Polisher Grade II	4	0	4	0	0	0	4	0	4
	Sub Total	2135	49	2184	1	0	1	2136	49	2185
Transport, Storage and Communications	Auto Mechanic	4	0	4	0	0	0	4	0	4
	Automobile Electrician	3	0	3	0	0	0	3	0	3
	Automobile Mechanic	1	0	1	0	0	0	1	0	1
	Automobile Mechanic (Petrol & Diesel) Grade III	4	0	4	0	0	0	4	0	4
	Automobile Mechanic (Petrol & Diesel) Grade II	4	0	4	0	0	0	4	0	4
	Automobile Mechanic Grade III	7	0	7	0	0	0	7	0	7
	Automotive Mechanic	1	0	1	0	0	0	1	0	1
	Call Centre Operator	12	0	12	0	0	0	12	0	12

Table 38 (Cont'd)- Number of valid work permits and certificates of exemption by industrial group, occupation & sex, as at end of March 2024

Industrial Group	Occupation	Valid Work Permits			Certificates of Exemption			Grand Total		
		Male	Female	Both sexes	Male	Female	Both sexes	Male	Female	Both sexes
Transport, Storage and Communications (cont'd)	Chief Engineer	0	0	0	1	0	1	1	0	1
	Coach Builder	1	0	1	0	0	0	1	0	1
	Coach Builder Grade II	2	0	2	0	0	0	2	0	2
	Coach Painter Grade II	2	0	2	0	0	0	2	0	2
	Cold Room Attendant	9	0	9	0	0	0	9	0	9
	Cold Room Technician	3	0	3	0	0	0	3	0	3
	Cook	4	0	4	0	0	0	4	0	4
	Diesel Mechanic	3	0	3	0	0	0	3	0	3
	Director	2	0	2	0	0	0	2	0	2
	Electric Welder	4	0	4	0	0	0	4	0	4
	Electrician	1	0	1	0	0	0	1	0	1
	Electrician Grade II	1	0	1	0	0	0	1	0	1
	Electrician, Heavy Vehicle	1	0	1	0	0	0	1	0	1
	Electronic Technician	1	0	1	0	0	0	1	0	1
	Excavator Operator	3	0	3	0	0	0	3	0	3
	Fish Cutter	1	0	1	0	0	0	1	0	1
	Frigo Boy	2	0	2	0	0	0	2	0	2
	Frigorist	11	0	11	0	0	0	11	0	11
	Gas Welder	1	0	1	0	0	0	1	0	1
	Granite Cutter And Polisher	1	0	1	0	0	0	1	0	1
	Hvac Technician	2	0	2	0	0	0	2	0	2
	Hydraulic Technician	1	0	1	0	0	0	1	0	1
	Lorry Driver Grade I	1	0	1	0	0	0	1	0	1
	Machine Operator	1	0	1	0	0	0	1	0	1
	Maid (Household)	1	0	1	0	0	0	1	0	1
	Marketing Director	1	0	1	0	0	0	1	0	1
	Mechanic	10	0	10	0	0	0	10	0	10
	Metal Galvaniser Grade II	9	0	9	0	0	0	9	0	9
	Operator Officer	0	1	1	0	0	0	0	1	1
	Panel Beater	1	0	1	0	0	0	1	0	1
	Panel Beater Grade II	1	0	1	0	0	0	1	0	1
	Poultry Farm Worker Grade II	5	0	5	0	0	0	5	0	5
	Production Operator	1	0	1	0	0	0	1	0	1
	Refrigeration System Operator	5	0	5	0	0	0	5	0	5
	Sales Executive	0	1	1	0	0	0	0	1	1
	Ship Supply Assistant	1	0	1	0	0	0	1	0	1
	Skilled Panel Beater	2	0	2	0	0	0	2	0	2
	Skipper	0	0	0	1	0	1	1	0	1
	Store Attendant	1	0	1	0	0	0	1	0	1
	Technician	1	0	1	0	0	0	1	0	1
	Translator	1	0	1	0	0	0	1	0	1
	Tyreperson Grade II	2	0	2	0	0	0	2	0	2
	Warehouse Operator	2	0	2	0	0	0	2	0	2
	Welder	1	0	1	0	0	0	1	0	1
	Welder Grade II	4	0	4	0	0	0	4	0	4
	Sub Total	143	2	145	2	0	2	145	2	147
Hotels and Restaurants	African Cuisine Cook	1	1	2	0	0	0	1	1	2
	Air Conditioning And Refrigerating Technician	2	0	2	0	0	0	2	0	2
	Assistant Bar Manager	1	0	1	0	0	0	1	0	1
	Assistant Cook	10	1	11	0	0	0	10	1	11
	Assistant Cook (Commis 1)	1	0	1	0	0	0	1	0	1
	Assistant Cook Indian Cuisine	2	0	2	0	0	0	2	0	2
	Assistant Food & Beverage Manager	1	0	1	0	0	0	1	0	1
	Assistant Housekeeping Manager	1	0	1	0	0	0	1	0	1
	Assistant It Manager	1	0	1	0	0	0	1	0	1
	Assistant Restaurant Manager	2	0	2	0	0	0	2	0	2
	Ayurvedic Spa Therapist	2	0	2	0	0	0	2	0	2
	Baker	2	0	2	0	0	0	2	0	2
	Bakery Operator	3	0	3	0	0	0	3	0	3
	Barista	2	2	4	0	0	0	2	2	4
	Bartender	1	0	1	0	0	0	1	0	1
	Boutique Sales	1	0	1	0	0	0	1	0	1
	Butler	6	0	6	0	0	0	6	0	6
	Cabinet Maker	6	0	6	0	0	0	6	0	6
	Carer	1	2	3	0	0	0	1	2	3
	Carpenter	2	0	2	0	0	0	2	0	2
	Chef	26	3	29	0	0	0	26	3	29
	Chef De Partie	12	1	13	0	0	0	12	1	13
	Chef De Partie (Pastry)	1	0	1	0	0	0	1	0	1
	Chef De Partie (Vietnamese Cuisine)	2	0	2	0	0	0	2	0	2
	Chef De Partie- Cold Kitchen	1	0	1	0	0	0	1	0	1
	Chef De Partie, Bakery	1	0	1	0	0	0	1	0	1
	Chef General	2	0	2	0	0	0	2	0	2
	Chef-Indian Cuisine	4	0	4	0	0	0	4	0	4
	Chief Cook	1	0	1	0	0	0	1	0	1
	Comparer	1	0	1	0	0	0	1	0	1
	Continental Cook	2	0	2	0	0	0	2	0	2

Table 38 (Cont'd)- Number of valid work permits and certificates of exemption by industrial group, occupation & sex, as at end of March 2024

Industrial Group	Occupation	Valid Work Permits			Certificates of Exemption			Grand Total		
		Male	Female	Both sexes	Male	Female	Both sexes	Male	Female	Both sexes
Hotels and Restaurants (cont'd)	Cook	294	5	299	0	0	0	294	5	299
	Cook - Chinese Cuisine	4	1	5	0	0	0	4	1	5
	Cook And Food Packing Operator	1	0	1	0	0	0	1	0	1
	Cook Grade I	2	0	2	0	0	0	2	0	2
	Cook, General	1	0	1	0	0	0	1	0	1
	Cook, Thai Cuisine	1	0	1	0	0	0	1	0	1
	Curry And Tandoori Chef	1	0	1	0	0	0	1	0	1
	Demi Chef De Partie (Assistant Cook)	1	0	1	0	0	0	1	0	1
	Dosa Cook	4	0	4	0	0	0	4	0	4
	Electrical Technician	2	0	2	0	0	0	2	0	2
	Electrician Specialist	1	0	1	0	0	0	1	0	1
	Electronic Specialist	1	0	1	0	0	0	1	0	1
	E-Marketing Executive - German Speaking	0	1	1	0	0	0	0	1	1
	Executive Sous Chef	1	0	1	0	0	0	1	0	1
	Fast Food Operator	15	0	15	0	0	0	15	0	15
	Food Packing Operator	3	0	3	0	0	0	3	0	3
	Food Processor	19	0	19	0	0	0	19	0	19
	Front Of House Manager	1	0	1	0	0	0	1	0	1
	Guest Relation Agent	0	1	1	0	0	0	0	1	1
	Guest Relation Officer	0	1	1	0	0	0	0	1	1
	Head Cook	4	0	4	0	0	0	4	0	4
	Head Pastry Cook	3	0	3	0	0	0	3	0	3
	Housekeeping Attendant	1	0	1	0	0	0	1	0	1
	Housekeeping Technician	5	0	5	0	0	0	5	0	5
	Indian Chef	17	0	17	0	0	0	17	0	17
	Indian Chinese Cook	6	0	6	0	0	0	6	0	6
	Indian Chef (Indian Curry And Tandoor Cuisine)	1	0	1	0	0	0	1	0	1
	Indian Chef/Trainer	1	0	1	0	0	0	1	0	1
	Indian Cuisine-Chef De Partie	1	0	1	0	0	0	1	0	1
	Indian Jain Cook	1	0	1	0	0	0	1	0	1
	Indian Sweet Maker	4	0	4	0	0	0	4	0	4
	Indian Tandoori Cook	1	0	1	0	0	0	1	0	1
	Kebab Specialist	4	0	4	0	0	0	4	0	4
	Kitchen And Laundry Technician	2	0	2	0	0	0	2	0	2
	Kitchen Helper	0	1	1	0	0	0	0	1	1
	Lead Spa Therapist	0	1	1	0	0	0	0	1	1
	Machine Operator	1	0	1	0	0	0	1	0	1
	Machine Paint Operator	1	0	1	0	0	0	1	0	1
	Maid (Household Employee)	1	0	1	0	0	0	1	0	1
	Maintenance Officer	1	0	1	0	0	0	1	0	1
	Maintenance Technicians/Carpenter	11	0	11	0	0	0	11	0	11
	Manager	2	0	2	0	0	0	2	0	2
	Manufacturing Paint Operator	1	0	1	0	0	0	1	0	1
	Marble Polisher	4	0	4	0	0	0	4	0	4
	Marble Polisher/Specialist	2	0	2	0	0	0	2	0	2
	Mini Club Entertainer	0	1	1	0	0	0	0	1	1
	Musician	2	2	4	0	0	0	2	2	4
	Packing Machine Operator	9	0	9	0	0	0	9	0	9
	Pastry Cook	9	5	14	0	0	0	9	5	14
	Petit Club Entertainer	0	2	2	0	0	0	0	2	2
	Professional Cook	2	0	2	0	0	0	2	0	2
	Punjabi Indian Food	1	0	1	0	0	0	1	0	1
	Receptionist	1	1	2	0	0	0	1	1	2
	Restaurant Manager	2	0	2	0	0	0	2	0	2
	Restaurant Supervisor	1	0	1	0	0	0	1	0	1
	Room Attendant	3	0	3	0	0	0	3	0	3
	Safetogether Manager	1	0	1	0	0	0	1	0	1
	Security Guard	1	0	1	0	0	0	1	0	1
	Skilled Cook	3	0	3	0	0	0	3	0	3
	Skilled Pastry Cook	2	0	2	0	0	0	2	0	2
	Skilled Professional Cook	2	0	2	0	0	0	2	0	2
	Snack Machine Operator	8	0	8	0	0	0	8	0	8
	Social Media Strategist	1	0	1	0	0	0	1	0	1
	Sous Chef	5	0	5	0	0	0	5	0	5
	South Indian Cook	2	0	2	0	0	0	2	0	2
	South Indian Dosa Specialist	1	0	1	0	0	0	1	0	1
	Spa Therapist	1	7	8	0	0	0	1	7	8
	Steward	4	0	4	0	0	0	4	0	4
	Sushi Chef	1	0	1	0	0	0	1	0	1
	Sweet Maker	2	0	2	0	0	0	2	0	2
	Tandoor Cook	18	0	18	0	0	0	18	0	18
	Tennis Coach	1	1	2	0	0	0	1	1	2
	Tile Setter	1	0	1	0	0	0	1	0	1
	"Volontaire De Solidarite Internationale (VSI)"	0	0	0	0	1	1	0	1	1
	Waiter/Cashier	1	0	1	0	0	0	1	0	1
	Waiter	8	2	10	0	0	0	8	2	10
	Watersport Instructor	1	0	1	0	0	0	1	0	1
	Welcome And Service Coordinator	0	1	1	0	0	0	0	1	1
	Welcome And Service Supervisor	1	0	1	0	0	0	1	0	1

Table 38 (Cont'd)- Number of valid work permits and certificates of exemption by industrial group, occupation & sex, as at end of March 2024

Industrial Group	Occupation	Valid Work Permits			Certificates of Exemption			Grand Total		
		Male	Female	Both sexes	Male	Female	Both sexes	Male	Female	Both sexes
Hotels and Restaurants (cont'd)	Welding Specialist	1	0	1	0	0	0	1	0	1
	Sub Total	624	43	667	0	1	1	624	44	668
Information Technology	Assistante Commerciale	1	0	1	0	0	0	1	0	1
	Associate Executive	1	0	1	0	0	0	1	0	1
	Business Development Manager	0	1	1	0	0	0	0	1	1
	Cabinet Maker Grade II	3	0	3	0	0	0	3	0	3
	Cable Jointer Grade II	3	0	3	0	0	0	3	0	3
	Cable Splicer	4	0	4	0	0	0	4	0	4
	Cable Technician	3	0	3	0	0	0	3	0	3
	Call Centre Operator	64	116	180	0	0	0	64	116	180
	Charge Clientele	1	0	1	0	0	0	1	0	1
	Chargee De Recrutement	0	1	1	0	0	0	0	1	1
	"Conseiller Pedagogique"	1	1	2	0	0	0	1	1	2
	Consultant	1	1	2	0	0	0	1	1	2
	Database Engineer	0	1	1	0	0	0	0	1	1
	Director	6	0	6	0	0	0	6	0	6
	E Project Manager	0	1	1	0	0	0	0	1	1
	Electrician Grade II	3	0	3	0	0	0	3	0	3
	Engineer Of Multimedia Communications	1	0	1	0	0	0	1	0	1
	Fitter Grade II	4	0	4	0	0	0	4	0	4
	"Formatrice"	0	1	1	0	0	0	0	1	1
	Handyman	2	0	2	0	0	0	2	0	2
	Managing Director	1	0	1	0	0	0	1	0	1
	Medical Vetting Officer	0	1	1	0	0	0	0	1	1
	Project Manager	1	0	1	0	0	0	1	0	1
	Proxy Product Owner	0	1	1	0	0	0	0	1	1
	Reefer Technician	1	0	1	0	0	0	1	0	1
	Research Officer Grade 2	1	0	1	0	0	0	1	0	1
	Rigger Grade I	6	0	6	0	0	0	6	0	6
	Sales Representative	1	0	1	0	0	0	1	0	1
	Site Agent	1	0	1	0	0	0	1	0	1
	Superviseur	0	1	1	0	0	0	0	1	1
	Technical Engineer	2	0	2	0	0	0	2	0	2
	Technician (For Chips Level And Motherboard Repairs)	2	0	2	0	0	0	2	0	2
	Telecom Supervisor	1	1	2	0	0	0	1	1	2
	Telecom Technician	3	0	3	0	0	0	3	0	3
	Trust & Safety Associate	2	1	3	0	0	0	2	1	3
	Sub Total	120	128	248	0	0	0	120	128	248
Financial Intermediation	Administration And Protocol Officer	0	0	0	0	1	1	0	1	1
	Administrative Assistant	0	0	0	0	1	1	0	1	1
	Branch Head	1	0	1	0	0	0	1	0	1
	Branch Manager	1	0	1	0	0	0	1	0	1
	Cash Reconciliation Officer	0	1	1	0	0	0	0	1	1
	Chief Executive Officer	0	0	0	1	0	1	1	0	1
	Chief Manager (Credit)	1	0	1	0	0	0	1	0	1
	Chief Manager, Credit Function	0	1	1	0	0	0	0	1	1
	Chief Manager, Digital Function	1	0	1	0	0	0	1	0	1
	Chief Manager, Finance Function	1	0	1	0	0	0	1	0	1
	Chief Manager, Global Business Branch	1	0	1	0	0	0	1	0	1
	Chief Manager, It Function	1	0	1	0	0	0	1	0	1
	Chief Manager, Port Louis	1	0	1	0	0	0	1	0	1
	Chief Manager, Risk Management Function	1	0	1	0	0	0	1	0	1
	Chief Operating Officer	2	0	2	0	0	0	2	0	2
	Chief Risk Officer	0	1	1	0	0	0	0	1	1
	Consultant	0	0	0	0	1	1	0	1	1
	Country Manager	1	0	1	0	0	0	1	0	1
	Coverage Officer	0	0	0	0	1	1	0	1	1
	Deputy Director	0	0	0	1	0	1	1	0	1
	Deputy Group Managing Director & Compliance And Risk Management	0	0	0	0	1	1	0	1	1
	Deputy Group Md & General Counsel	0	0	0	1	0	1	1	0	1
	Director, Eastern And Southern African Trade Advisers Limited (Esatal)	0	0	0	1	0	1	1	0	1
	Director-Operations/ Chief Executive Officer	1	0	1	0	0	0	1	0	1
	Equity Investment Manager/Co-Lead Asset Management	0	0	0	0	1	1	0	1	1
	Executive Director, Trade Captive Insurance	0	0	0	1	0	1	1	0	1
	Executive, Corporate Affairs And Investors Relations	0	0	0	0	1	1	0	1	1
	Finance Manager (Life Division)	1	0	1	0	0	0	1	0	1
	Fisherman/Deckhand	0	0	0	4	0	4	4	0	4
	Group Executive, Corporate Services And Administration	0	0	0	0	1	1	0	1	1
	Head, Coverage, Indian Ocean-Lusophone Africa	0	0	0	1	0	1	1	0	1
	Internal Auditor	0	1	1	0	0	0	0	1	1
	Junior Analyst	0	0	0	0	1	1	0	1	1
	Manager - Mauritius Branch	1	0	1	0	0	0	1	0	1
	Manager (Sso) Satellite Office - Mauritius Branch	1	0	1	0	0	0	1	0	1
	Manager (Treasury)	1	0	1	0	0	0	1	0	1
	Manager Global Business	1	0	1	0	0	0	1	0	1
	Manager Global Credit	1	0	1	0	0	0	1	0	1
	Manager Money Market Forex And Investment	1	0	1	0	0	0	1	0	1
	Manager Risk	1	0	1	0	0	0	1	0	1

Table 38 (Cont'd)- Number of valid work permits and certificates of exemption by industrial group, occupation & sex, as at end of March 2024

Industrial Group	Occupation	Valid Work Permits			Certificates of Exemption			Grand Total		
		Male	Female	Both sexes	Male	Female	Both sexes	Male	Female	Both sexes
Financial Intermediation (Cont'd)	Managing Director & Ceo	2	0	2	0	0	0	2	0	2
	"Nouvelle Coordinatrice Ocean Indien"	0	0	0	0	1	1	0	1	1
	"Nouvelle Directrice"	0	0	0	0	1	1	0	1	1
	President Emeritus & Group Managing Director (MD)	0	0	0	1	0	1	1	0	1
	Principal Country Programme	0	0	0	0	1	1	0	1	1
	Senior Manager	1	0	1	0	0	0	1	0	1
	Senior Manager - Back Office Treasury	1	0	1	0	0	0	1	0	1
	Treasury Operations	1	0	1	0	0	0	1	0	1
	Senior Manager, Compliance Function	1	0	1	0	0	0	1	0	1
	Senior Manager, Credit Function	1	0	1	0	0	0	1	0	1
	Senior Manager, Hrm & Admin Function	0	1	1	0	0	0	0	1	1
	Treasury & Corporate Services Officer	0	0	0	0	1	1	0	1	1
	Vice President	1	0	1	0	0	0	1	0	1
	Vice-President Corporate Banking	0	1	1	0	0	0	0	1	1
	"Volontaire Internationale (VI)"	0	0	0	1	1	2	1	1	2
	Sub Total	29	6	35	12	14	26	41	20	61
Real Estate, Renting and Business Activities	Accounts Supervisor	1	0	1	0	0	0	1	0	1
	Administrative Executive	0	1	1	0	0	0	0	1	1
	Assistant	1	0	1	0	0	0	1	0	1
	Assistant Manager	0	1	1	0	0	0	0	1	1
	Babysitter	0	2	2	0	0	0	0	2	2
	Business Consultant	1	0	1	0	0	0	1	0	1
	Business Development Executive	1	0	1	0	0	0	1	0	1
	Business Development Manager	1	0	1	0	0	0	1	0	1
	Carpenter Grade II	1	0	1	0	0	0	1	0	1
	Chinese Cook	1	0	1	0	0	0	1	0	1
	Collection Officer Junior	0	1	1	0	0	0	0	1	1
	Consultant In Art & Gallery	0	1	1	0	0	0	0	1	1
	Consultant(Logistic)	1	0	1	0	0	0	1	0	1
	Consultante	0	1	1	0	0	0	0	1	1
	Cook (Indian Food & Mithai)	1	0	1	0	0	0	1	0	1
	Decorative Assistant/ Tent Erector	3	0	3	0	0	0	3	0	3
	Director	1	2	3	0	0	0	1	2	3
	Domestic Carer	0	1	1	0	0	0	0	1	1
	Ductman Grade I	2	0	2	0	0	0	2	0	2
	Electrician	1	0	1	0	0	0	1	0	1
	Electrician Grade I	2	0	2	0	0	0	2	0	2
	General Maintenance - Pool Technician	11	0	11	0	0	0	11	0	11
	General Worker	3	0	3	0	0	0	3	0	3
	General Worker Grade A	1	0	1	0	0	0	1	0	1
	Greenhouse And Budding Operator Grade II	4	0	4	0	0	0	4	0	4
	Head Of Production	1	0	1	0	0	0	1	0	1
	Helper	11	0	11	0	0	0	11	0	11
	Jurist	1	0	1	0	0	0	1	0	1
	Lamination Operator	1	0	1	0	0	0	1	0	1
	Landscape Artist Consultant	1	0	1	0	0	0	1	0	1
	Landscaper	1	0	1	0	0	0	1	0	1
	Machine Operator	3	0	3	0	0	0	3	0	3
	Machine Operator, Sewing	1	0	1	0	0	0	1	0	1
	Maid (Household)	1	0	1	0	0	0	1	0	1
	Maintenance And Operator	1	0	1	0	0	0	1	0	1
	Maintenance Technician	3	0	3	0	0	0	3	0	3
	Manager: International Projects	0	1	1	0	0	0	0	1	1
	Managing Director	0	1	1	0	0	0	0	1	1
	Marquees Erector	3	0	3	0	0	0	3	0	3
	Mason Grade II	3	0	3	0	0	0	3	0	3
	Mechanical Fitter	1	0	1	0	0	0	1	0	1
	Packing Machine Operator	64	1	65	0	0	0	64	1	65
	Packing Machine Operator Grade II	5	0	5	0	0	0	5	0	5
	Photographer	2	0	2	0	0	0	2	0	2
	Photographer And Photo Media Designer	1	0	1	0	0	0	1	0	1
	Plumber	1	0	1	0	0	0	1	0	1
	Printing Operator	4	0	4	0	0	0	4	0	4
	Private Wealth Manager	1	0	1	0	0	0	1	0	1
	Production Operator	3	0	3	0	0	0	3	0	3
	Project Leader & Digital Strategist	0	1	1	0	0	0	0	1	1
	Project Manager Junior	0	1	1	0	0	0	0	1	1
	Quality Assurance Technician	2	0	2	0	0	0	2	0	2
	Quality Control Officer	1	0	1	0	0	0	1	0	1
	Recruitment Consultant	0	1	1	0	0	0	0	1	1
	Representative Of Overseas Indian Tour Operator	1	0	1	0	0	0	1	0	1
	Sales Manager (Export)	0	1	1	0	0	0	0	1	1
	Sales Representative	0	1	1	0	0	0	0	1	1
	Senior Executive	1	0	1	0	0	0	1	0	1
	Shop Fitter Grade II	2	0	2	0	0	0	2	0	2
	Tailor & Decorator	1	0	1	0	0	0	1	0	1
	Technician	1	0	1	0	0	0	1	0	1

Table 38 (Cont'd)- Number of valid work permits and certificates of exemption by industrial group, occupation & sex, as at end of March 2024

Industrial Group	Occupation	Valid Work Permits			Certificates of Exemption			Grand Total		
		Male	Female	Both sexes	Male	Female	Both sexes	Male	Female	Both sexes
Real Estate, Renting and Business Activities (Cont'd)	Tent Decorator	5	0	5	0	0	0	5	0	5
	Tent Erector	21	0	21	0	0	0	21	0	21
	Tent Worker & Decorator	1	0	1	0	0	0	1	0	1
	Waiter	1	0	1	0	0	0	1	0	1
	Welder Grade I	1	0	1	0	0	0	1	0	1
	Welder Grade II	1	0	1	0	0	0	1	0	1
	Sub Total	189	18	207	0	0	0	189	18	207
Professional, Scientific and Technical Activities	Assistant Site Manager	1	0	1	0	0	0	1	0	1
	Cabinet Maker	1	0	1	0	0	0	1	0	1
	Carpenter/Cabinet Maker	1	0	1	0	0	0	1	0	1
	Electrician	8	0	8	0	0	0	8	0	8
	Electro-Mechanic	2	0	2	0	0	0	2	0	2
	Ingénieur Concepteur	1	0	1	0	0	0	1	0	1
	Interior Decorator	1	0	1	0	0	0	1	0	1
	Optical Technician	1	0	1	0	0	0	1	0	1
	Plumber	6	0	6	0	0	0	6	0	6
	Technician	1	0	1	0	0	0	1	0	1
	Technician Polyvalent	3	0	3	0	0	0	3	0	3
	Welder	2	0	2	0	0	0	2	0	2
	Sub Total	28	0	28	0	0	0	28	0	28
Administrative and Support	Assistant Grinding Mill Operator	1	0	1	0	0	0	1	0	1
	Call Centre Operator	31	68	99	0	0	0	31	68	99
	Car Valet	5	0	5	0	0	0	5	0	5
	Client Administrator	0	2	2	0	0	0	0	2	2
	Electrician	5	0	5	0	0	0	5	0	5
	Exterminator	2	0	2	0	0	0	2	0	2
	Fish Cutting And Packing Machine Operator	2	0	2	0	0	0	2	0	2
	Food Packing Operator	1	0	1	0	0	0	1	0	1
	Forklift Operator	2	0	2	0	0	0	2	0	2
	Frigo Boy	5	0	5	0	0	0	5	0	5
	Hand Packer	2	0	2	0	0	0	2	0	2
	Horticulturist Technicians	3	0	3	0	0	0	3	0	3
	Landscaper	4	0	4	0	0	0	4	0	4
	Machine Operator	13	0	13	0	0	0	13	0	13
	Machine Operator(Extruder)	2	0	2	0	0	0	2	0	2
	Marquees Erector	3	0	3	0	0	0	3	0	3
	Packing Machine Operator	85	1	86	0	0	0	85	1	86
	Pest Control Operator	3	0	3	0	0	0	3	0	3
	Skilled Landscaping Worker	6	0	6	0	0	0	6	0	6
	Tele-Operators	0	5	5	0	0	0	0	5	5
	Tent Erector	10	0	10	0	0	0	10	0	10
	Tree Loppers	8	0	8	0	0	0	8	0	8
	Sub Total	193	76	269	0	0	0	193	76	269
Public Administration and Defence; Compulsory Social Security	Able Body	0	0	0	5	0	5	5	0	5
	Administrative And Technical Staff	0	0	0	3	0	3	3	0	3
	Adviser In Renal Transplant	0	0	0	1	0	1	1	0	1
	Adviser In The Field Of Nuclear Medicine	0	0	0	1	0	1	1	0	1
	Adviser In The Field Of Paediatric Plastic And Reconstructive Surgery	0	0	0	0	1	1	0	1	1
	Services	0	0	0	1	0	1	1	0	1
	Caregiver/Helper	0	0	0	1	0	1	1	0	1
	Chief Cook	0	0	0	1	0	1	1	0	1
	Chief Engineer	0	0	0	4	0	4	4	0	4
	Chief Engineer Officer	0	0	0	1	0	1	1	0	1
	Chief General Manager (Des)	0	0	0	1	0	1	1	0	1
	Chief Staff Officer (Technical)	0	0	0	1	0	1	1	0	1
	Chief Staff Officer(Operations)	0	0	0	1	0	1	1	0	1
	Chinese Volunteer Teacher	0	0	0	2	20	22	2	20	22
	Commandant	0	0	0	2	0	2	2	0	2
	Commander	0	0	0	1	0	1	1	0	1
	Commander (Jg)	0	0	0	1	0	1	1	0	1
	Commanding Officer	0	0	0	1	0	1	1	0	1
	Commanding Officer Cgs Barracuda	0	0	0	1	0	1	1	0	1
	Computer Engineer	0	0	0	2	0	2	2	0	2
	Consultant	0	0	0	2	0	2	2	0	2
	Consultant For The Implementation Of The E-Procurement Project	0	0	0	2	0	2	2	0	2
	Cook	0	0	0	3	0	3	3	0	3
	Cook For Mr.V.K.Johri, National Security Advisor At The Coordinator Adviser	0	0	0	1	0	1	1	0	1
	Deputy Light Rail Commissioner	0	0	0	1	0	1	1	0	1
	"Directeur Technique National" (DTN) In Boxing	0	0	0	1	0	1	1	0	1
	"Directeur Technique National"(DTN) In Volleyball	0	0	0	1	0	1	1	0	1
	'Directeur Technique National" (DTN) In Weightlifting	0	0	0	1	0	1	1	0	1
	Director / Ceo	0	0	0	1	0	1	1	0	1
	Director Of The Integrity Reporting Services Agency	0	0	0	1	0	1	1	0	1
	Educator Volunteer	0	1	1	0	0	0	0	1	1
	Geotechnical Expert	0	0	0	1	0	1	1	0	1

Table 38 (Cont'd)- Number of valid work permits and certificates of exemption by industrial group, occupation & sex, as at end of March 2024

Industrial Group	Occupation	Valid Work Permits			Certificates of Exemption			Grand Total		
		Male	Female	Both sexes	Male	Female	Both sexes	Male	Female	Both sexes
Public Administration and Defence; Compulsory Social Security (Cont'd)	Head Coach Of Liverpool Football Club Academy (Mauritius)	0	0	0	1	0	1	1	0	1
	Helicopter Pilot	0	0	0	1	0	1	1	0	1
	Indian Naval Officer	0	0	0	3	0	3	3	0	3
	It Engineer	0	0	0	1	0	1	1	0	1
	It Engineer And Trainer	0	0	0	1	0	1	1	0	1
	Itec Expert With The Special Mobile Force (Smf)	0	0	0	1	0	1	1	0	1
	Manager Capital Market	0	0	0	1	0	1	1	0	1
	Manager Insurance And Retirement Funds, Medical Schemes And Intermediaries	0	0	0	1	0	1	1	0	1
	Manager Microfinance And Financial Co Operatives	0	0	0	1	0	1	1	0	1
	Marine Engineering Officer	0	0	0	1	0	1	1	0	1
	Mason Grade I	0	0	0	27	0	27	27	0	27
	Master	0	0	0	2	0	2	2	0	2
	Medical Adviser In Public Health Inspection	0	0	0	1	0	1	1	0	1
	National Security Adviser	0	0	0	1	0	1	1	0	1
	Naval Officer	0	0	0	1	0	1	1	0	1
	Office Boy	0	0	0	1	0	1	1	0	1
	Officer In Charge, National Coast Guard Commando Unit	0	0	0	1	0	1	1	0	1
	Oiler	0	0	0	2	0	2	2	0	2
	Oow	0	0	0	1	0	1	1	0	1
	Oow Deck	0	0	0	3	0	3	3	0	3
	Oow Engineer	0	0	0	2	0	2	2	0	2
	Petty Officer Survey Recorders	0	0	0	2	0	2	2	0	2
	Physiotherapist	2	0	2	0	0	0	2	0	2
	Physiotherapist Volunteer	0	1	1	0	0	0	0	1	1
	Pilot	0	0	0	2	0	2	2	0	2
	Principal Evaluator	0	0	0	0	1	1	0	1	1
	Project Coordinator	0	0	0	0	1	1	0	1	1
	Project Manager	0	0	0	3	0	3	3	0	3
	Project Manager And Oil Spill Response Planner	0	0	0	1	0	1	1	0	1
	Research Associate	0	0	0	1	0	1	1	0	1
	Resident Inspector For Provision Of Regulatory Oversight Functions For Air Navigation Services	0	0	0	1	0	1	1	0	1
	Senior Economist	0	0	0	1	0	1	1	0	1
	Senior Observer And Qualified Navigation Instructor	0	0	0	1	0	1	1	0	1
	Senior Project Lead	0	0	0	1	0	1	1	0	1
	Skipper	0	0	0	1	0	1	1	0	1
	Special Adviser	0	0	0	0	1	1	0	1	1
	Speech Therapist	0	0	0	0	0	0	0	0	0
	Staff Pilot, Maritime Air Squadron	0	1	1	1	0	1	1	1	2
	Staff Qf1, Maritime Air Squadron	0	0	0	1	0	1	1	0	1
	Sub-Contractor	0	0	0	2	0	2	2	0	2
	Supply Teacher For The Teaching Of Modern Chinese	0	0	0	0	1	1	0	1	1
	Technical Expert	0	0	0	3	0	3	3	0	3
	Technical Lead	0	0	0	1	0	1	1	0	1
	Technical Officer Coast Guard Ship Barracuda	0	0	0	1	0	1	1	0	1
	Tug Master	0	0	0	1	0	1	1	0	1
	Vessel Traffic System (VTS) Professional	0	0	0	3	0	3	3	0	3
	Volunteer	1	0	1	0	0	0	1	0	1
	"Volontaire De Solidarite Internationale (VSI)"	0	0	0	0	2	2	0	2	2
	"Volontaire Internationale En Entreprise (VIE)"	0	0	0	17	13	30	17	13	30
	Vts Operator	0	0	0	2	0	2	2	0	2
	Vts Supervisor	0	0	0	1	0	1	1	0	1
	Sub Total	3	3	6	148	40	188	151	43	194
Education	Academic Chair In Ayurveda System Of Medicine	0	0	0	1	0	1	1	0	1
	Administrative Assistant	1	1	2	0	0	0	1	1	2
	Associate Professor	0	0	0	1	1	2	1	1	2
	"Attache Culturel"	0	0	0	1	0	1	1	0	1
	"Chef D'Etablissement"	0	0	0	1	1	2	1	1	2
	Chinese Director	0	0	0	0	1	1	0	1	1
	Chinese Teacher	0	0	0	2	2	4	2	2	4
	Chinese Volunteer To Teach Chinese Languages	0	1	1	0	0	0	0	1	1
	Commissioner	0	0	0	1	0	1	1	0	1
	"Conseiller De Cooperation Et D'Action Culturelle/Directrice"	0	0	0	0	1	1	0	1	1
	"Conseiller Principal D'Education"	0	0	0	0	2	2	0	2	2
	Cook	2	1	3	0	0	0	2	1	3
	Director	1	0	1	0	0	0	1	0	1
	"Directeur Administrative Et Financier"	0	0	0	1	0	1	1	0	1
	"Directeur D'Ecole"	0	0	0	1	0	1	1	0	1
	"Enseignant Conseiller Pedagogique"	0	0	0	0	1	1	0	1	1
	"Enseignant D'Education Physique Et Sportive"	0	1	1	0	0	0	0	1	1
	"Enseignante En Ecole Primaire"	0	0	0	0	1	1	0	1	1
	English Teacher	0	0	0	0	1	1	0	1	1
	Graphic Designer	1	0	1	0	0	0	1	0	1
	Interpreter	0	0	0	2	0	2	2	0	2
	Islamic Teacher	1	0	1	0	0	0	1	0	1
	It Officer	1	0	1	0	0	0	1	0	1
	Labourer	5	0	5	0	0	0	5	0	5
	"Maitre Formateur"	0	0	0	0	1	1	0	1	1

Table 38 (Cont'd)- Number of valid work permits and certificates of exemption by industrial group, occupation & sex, as at end of March 2024

Industrial Group	Occupation	Valid Work Permits			Certificates of Exemption			Grand Total		
		Male	Female	Both sexes	Male	Female	Both sexes	Male	Female	Both sexes
Education (Cont'd)	Manager	0	1	1	0	0	0	0	1	1
	Marketing And Communication Manager	0	1	1	0	0	0	0	1	1
	Priest/Yoga Instructor And Trainer	1	0	1	0	0	0	1	0	1
	Professor	1	0	1	0	0	0	1	0	1
	"Professeur D'Allemand"	0	0	0	0	1	1	0	1	1
	"Professeur D'Anglais"	0	0	0	0	2	2	0	2	2
	"Professeur De Documentation"	0	0	0	0	1	1	0	1	1
	"Professeur Des Ecoles"	0	0	0	4	10	14	4	10	14
	"Professeur D'Economie Et De Gestion"	0	0	0	3	1	4	3	1	4
	"Professeur D'Education Physique Et Sportive"	0	0	0	2	0	2	2	0	2
	"Professeur D'Espagnol"	0	0	0	1	2	3	1	2	3
	"Professeur D'Histoire Et De Geographie"	0	0	0	4	1	5	4	1	5
	"Professeur De Lettres Modernes"	0	0	0	2	3	5	2	3	5
	"Professeur De Mathematiques"	0	0	0	6	0	6	6	0	6
	"Professeur De Philosophie"	0	0	0	1	2	3	1	2	3
	"Professeur De Sciences De La Vie Et De La Terre "	0	0	0	1	1	2	1	1	2
	"Professeur De Sciences Economiques Et Sociales"	0	0	0	0	2	2	0	2	2
	"Professeur De Sciences Physiques"	0	0	0	1	0	1	1	0	1
	"Professeur Des Sciences Physiques Et Chimiques"	0	0	0	0	1	1	0	1	1
	"Provisseur D'Adjointe"	0	0	0	0	1	1	0	1	1
	Regional Teaching Excellence Lead	0	0	0	1	0	1	1	0	1
	Secretary General	0	0	0	1	0	1	1	0	1
	Social Worker	0	1	1	0	0	0	0	1	1
	"Stagiaire"	0	0	0	0	1	1	0	1	1
	Teacher	0	3	3	1	1	2	1	4	5
	Visiting Professor	0	0	0	3	0	3	3	0	3
	"Volontaire De Solidarite Internationale (VSI)"	0	0	0	0	2	2	0	2	2
	Yoga Instructor	0	2	2	0	0	0	0	2	2
	Sub Total	14	12	26	42	44	86	56	56	112
Health and Social Work	Aide Soignant (Garde Malade)	1	0	1	0	0	0	1	0	1
	Anaesthesia Technician	7	2	9	0	0	0	7	2	9
	Ayurvedic Massage Therapist	1	0	1	0	0	0	1	0	1
	Ayurvedic Panchakarma Therapist	2	1	3	0	0	0	2	1	3
	Ayurvedic Physician	0	1	1	0	0	0	0	1	1
	Beauty Therapist	0	1	1	0	0	0	0	1	1
	Cardiac Anaesthetist	0	0	0	1	0	1	1	0	1
	Carer	0	1	1	0	0	0	0	1	1
	Cath Lab Technician	1	0	1	0	0	0	1	0	1
	Cook	6	0	6	0	0	0	6	0	6
	Cook, Hospital	2	0	2	0	0	0	2	0	2
	Cook, Indian Cuisine	1	0	1	0	0	0	1	0	1
	Cssd Technician	1	0	1	0	0	0	1	0	1
	Dental Technician	2	0	2	0	0	0	2	0	2
	Food Processing Operator	1	0	1	0	0	0	1	0	1
	Health Care Assistant	7	3	10	0	0	0	7	3	10
	Histopathology Lab Technician	0	1	1	0	0	0	0	1	1
	Laboratory Technician	8	3	11	0	0	0	8	3	11
	Massage Therapist	1	0	1	0	0	0	1	0	1
	Massage Therapist Manager	0	1	1	0	0	0	0	1	1
	Medical Laboratory Technician	1	0	1	0	0	0	1	0	1
	Midwife	3	3	6	0	0	0	3	3	6
	Midwife - Mat/Paeds/Nicu	0	1	1	0	0	0	0	1	1
	Nun	1	0	1	0	0	0	1	0	1
	Nurse	1	0	1	0	0	0	1	0	1
	Nurse Practitioner	1	0	1	0	0	0	1	0	1
	Nursing Officer	33	44	77	0	0	0	33	44	77
	Occupational Therapist	0	1	1	0	0	0	0	1	1
	Operating Theatre Technician	2	0	2	0	0	0	2	0	2
	Optometrist	0	1	1	0	0	0	0	1	1
	Ot Technician	5	0	5	0	0	0	5	0	5
	Panchakarma Therapist	2	1	3	0	0	0	2	1	3
	Physician Medical Specialist	0	1	1	0	0	0	0	1	1
	Physiotherapist	0	1	1	0	0	0	0	1	1
	Pre-Registered Midwife	0	1	1	0	0	0	0	1	1
	Professor Of Forensic Medicine	1	0	1	0	0	0	1	0	1
	Professor Of General Medicine	1	0	1	0	0	0	1	0	1
	Ptf Technician - Ot	1	0	1	0	0	0	1	0	1
	Radiographer	9	1	10	0	0	0	9	1	10
	Radiology Technician	0	1	1	0	0	0	0	1	1
	Registered Nurse	1	2	3	0	0	0	1	2	3
	Resident Medical Officer	1	0	1	0	0	0	1	0	1
	Senior Nursing Officer	0	1	1	0	0	0	0	1	1
	Spa Therapist	0	1	1	0	0	0	0	1	1
	Specialist Nurse - Accident & Emergency	2	0	2	0	0	0	2	0	2
	Specialist Nurse - CCU	0	1	1	0	0	0	0	1	1
	Specialist Nurse - ICU	2	3	5	0	0	0	2	3	5
	Specialist Nurse - Oncology	0	1	1	0	0	0	0	1	1
	Specialist Nurse (Ambulance)	1	0	1	0	0	0	1	0	1
	Specialist Nurse-Accident And Emergency	1	0	1	0	0	0	1	0	1

Table 38 (Cont'd)- Number of valid work permits and certificates of exemption by industrial group, occupation & sex, as at end of March 2024

Industrial Group	Occupation	Valid Work Permits			Certificates of Exemption			Grand Total		
		Male	Female	Both sexes	Male	Female	Both sexes	Male	Female	Both sexes
Health and Social Work (Cont'd)	Staff Nurse	5	12	17	0	0	0	5	12	17
	Staff Nurse - General Ward	0	1	1	0	0	0	0	1	1
	Staff Nurse - Ot	1	0	1	0	0	0	1	0	1
	Staff Nurse (Accident And Emergency)	2	1	3	0	0	0	2	1	3
	Staff Nurse (Critical Care)	1	1	2	0	0	0	1	1	2
	Staff Nurse (ICU)	0	1	1	0	0	0	0	1	1
	Staff Nurse (Maternity)	1	0	1	0	0	0	1	0	1
	Staff Nurse (Theatre)	1	3	4	0	0	0	1	3	4
	Staff Nurse (Wards)	0	2	2	0	0	0	0	2	2
	Therapist	2	2	4	0	0	0	2	2	4
	Yoga Instructor	1	0	1	0	0	0	1	0	1
	Sub Total	124	102	226	1	0	1	125	102	227
Other Community, Social and Personal Service	Ac Technician	2	0	2	0	0	0	2	0	2
	Acharya (Priest)	2	0	2	0	0	0	2	0	2
	African Choreographer	1	0	1	0	0	0	1	0	1
	Arc Welder	6	0	6	0	0	0	6	0	6
	Archagar (Priest)	1	0	1	0	0	0	1	0	1
	Assistant Dance Teacher	1	0	1	0	0	0	1	0	1
	Assistant Minister	1	0	1	0	0	0	1	0	1
	Attendant / Carer	0	1	1	0	0	0	0	1	1
	Automobile Electrician	2	0	2	0	0	0	2	0	2
	Ayurvedic Doctor And Spiritual Master	1	0	1	0	0	0	1	0	1
	Carer	0	1	1	0	1	1	0	2	2
	Cloistered Nun	0	4	4	0	0	0	0	4	4
	Coach	1	0	1	0	0	0	1	0	1
	Conservation Biologist	3	0	3	0	0	0	3	0	3
	Of The Country Office	0	0	0	1	0	1	1	0	1
	Consultant	0	0	0	1	0	1	1	0	1
	Cook	2	0	2	0	0	0	2	0	2
	Digital Hearing Aid Technology Manager	1	0	1	0	0	0	1	0	1
	Director	0	2	2	0	2	2	0	4	4
	Director Of Jummah Mosque Dar Ul Ifta	1	0	1	0	0	0	1	0	1
	Director, Corporate Services	0	0	0	1	0	1	1	0	1
	Economics Specialist	0	0	0	1	0	1	1	0	1
	Electro Technician	5	0	5	0	0	0	5	0	5
	Expert In Fisheries Management	0	0	0	0	1	1	0	1	1
	Factory Operator	81	0	81	0	0	0	81	0	81
	Football Coach	2	0	2	0	0	0	2	0	2
	Football Player	31	0	31	0	0	0	31	0	31
	Giz Project Director	0	0	0	1	0	1	1	0	1
	Head Badminton Coach	1	0	1	0	0	0	1	0	1
	Head Priest	3	0	3	0	0	0	3	0	3
	Helper Of H.E. Salman Al Farisi, Second Secretary General	0	0	0	1	0	1	1	0	1
	Hindu Priest	15	0	15	0	0	0	15	0	15
	Imaam	36	0	36	0	0	0	36	0	36
	Individual Contractor	0	0	0	1	0	1	1	0	1
	Information Risk Management Specialist	0	1	1	0	0	0	0	1	1
	Islamic Teacher (Ustad)	1	0	1	0	0	0	1	0	1
	Jockey	5	0	5	0	0	0	5	0	5
	Katheeb (Muslim Priest)	1	0	1	0	0	0	1	0	1
	Kovil Achagar (Temple Priest)	1	0	1	0	0	0	1	0	1
	Landscaper	4	0	4	0	0	0	4	0	4
	Landscaper Grade II	57	0	57	0	0	0	57	0	57
	Laundry Machine Operator	16	0	16	0	0	0	16	0	16
	Laundry Machine Technician	1	0	1	0	0	0	1	0	1
	Laundry Worker	11	0	11	0	0	0	11	0	11
	Machine Operator	2	0	2	0	0	0	2	0	2
	Maid (Household)	1	0	1	0	0	0	1	0	1
	Make-Up Artist And Massage Therapist	0	3	3	0	0	0	0	3	3
	Mason Grade I	2	0	2	0	0	0	2	0	2
	Massage Therapist	0	2	2	0	0	0	0	2	2
	Minister Of Religion	0	1	1	0	0	0	0	1	1
	Missionary	1	0	1	0	0	0	1	0	1
	Mudarris (Teacher In Islamic School)	1	0	1	0	0	0	1	0	1
	Musician	2	0	2	0	0	0	2	0	2
	Musician (Nadeshwaram)	6	0	6	0	0	0	6	0	6
	Musician (Tavil)	3	0	3	0	0	0	3	0	3
	Musician(Adheena Nadaswara Vidwan)	1	0	1	0	0	0	1	0	1
	Nanny/Carer	0	0	0	0	1	1	0	1	1
	National Technical Director	1	0	1	0	0	0	1	0	1
	Officiating Priest	2	0	2	0	0	0	2	0	2
	Unit	0	0	0	1	0	1	1	0	1
	Operations Manager	0	0	0	0	1	1	0	1	1
	Optical Technician	1	0	1	0	0	0	1	0	1
	Painter (Dravidian Painter)	5	0	5	0	0	0	5	0	5
	Painter (Grade I /Dravidian Style)	1	0	1	0	0	0	1	0	1
	Painter Grade I	2	0	2	0	0	0	2	0	2
	Parish Priest	5	0	5	0	0	0	5	0	5
	Pastor	5	1	6	0	0	0	5	1	6

Table 38 (Cont'd)- Number of valid work permits and certificates of exemption by industrial group, occupation & sex, as at end of March 2024

Industrial Group	Occupation	Valid Work Permits			Certificates of Exemption			Grand Total		
		Male	Female	Both sexes	Male	Female	Both sexes	Male	Female	Both sexes
Other Community, Social and Personal Service (cont'd)	Poojari	1	0	1	0	0	0	1	0	1
	President And Pastor (Minister Of Religion)	1	0	1	0	0	0	1	0	1
	Priest	87	2	89	0	0	0	87	2	89
	Priest (Swami)	2	0	2	0	0	0	2	0	2
	Principal Priest Bible Teacher	1	0	1	0	0	0	1	0	1
	Pro Development Coordinator	0	1	1	0	0	0	0	1	1
	Procurement Associate,Operations Unit	0	0	0	0	1	1	0	1	1
	Procurement Specialist ,Operations Unit	0	0	0	1	0	1	1	0	1
	Vidwan)	2	0	2	0	0	0	2	0	2
	Professional Hindu Priest	1	0	1	0	0	0	1	0	1
	Professional Jockey	1	0	1	0	0	0	1	0	1
	Programme Management Specialist	0	0	0	1	0	1	1	0	1
	Projects Coordinator/Coptic Priest	1	0	1	0	0	0	1	0	1
	Rco, Head Of Office	0	0	0	1	0	1	1	0	1
	Religious	0	1	1	0	0	0	0	1	1
	Religious And Social Worker	0	2	2	0	0	0	0	2	2
	Religious And Carer For Old And Sick People	2	0	2	0	0	0	2	0	2
	Religious And Social Worker	14	59	73	0	0	0	14	59	73
	Religious Musician	2	0	2	0	0	0	2	0	2
	Religious Priest	1	0	1	0	0	0	1	0	1
	Religious Social Worker	1	0	1	0	0	0	1	0	1
	Religious Worker	3	0	3	0	0	0	3	0	3
	"Responsible Performance"	1	0	1	0	0	0	1	0	1
	Round Island Conservation Biologist	0	1	1	0	0	0	0	1	1
	Round Island Warden	2	0	2	0	0	0	2	0	2
	Saloon Assistant	0	2	2	0	0	0	0	2	2
	Scientist/Engineer "Sd"	0	0	0	1	0	1	1	0	1
	Scientist/Engineer "Sf"	0	0	0	1	0	1	1	0	1
	Sculptor	5	1	6	0	0	0	5	1	6
	Sculptor Grade I	22	0	22	0	0	0	22	0	22
	Sculptor Grade II	4	0	4	0	0	0	4	0	4
	Sculptor/Designer	1	0	1	0	0	0	1	0	1
	Sculptor / Painter	1	0	1	0	0	0	1	0	1
	Seconded Director	0	0	0	1	0	1	1	0	1
	Seconded Director To Iora Secretariat	0	0	0	0	1	1	0	1	1
	Secretary General	0	0	0	1	0	1	1	0	1
	Senior In Accounting Department	1	0	1	0	0	0	1	0	1
	Shenai Player	5	0	5	0	0	0	5	0	5
	Shilpi (Professional Temple Sculptor/Mason)	6	0	6	0	0	0	6	0	6
	Spa Therapist	0	9	9	0	0	0	0	9	9
	Specialised Care Giver	0	1	1	0	0	0	0	1	1
	Stable Jockey	1	0	1	0	0	0	1	0	1
	Stapatee (Painter) Grade I	1	0	1	0	0	0	1	0	1
	Stone Mason Grade 2	3	0	3	0	0	0	3	0	3
	Student In Religion	2	0	2	0	0	0	2	0	2
	Tamil Priest	5	0	5	0	0	0	5	0	5
	Teacher	1	0	1	0	0	0	1	0	1
	Teacher In Religion	1	1	2	0	0	0	1	1	2
	Temple Musician (Nadeswaram)	5	0	5	0	0	0	5	0	5
	Temple Priest	6	0	6	0	0	0	6	0	6
	Thavil Player	2	0	2	0	0	0	2	0	2
	Therapist	0	3	3	0	0	0	0	3	3
	Therapist/ Beautician	0	5	5	0	0	0	0	5	5
	Traditional Musician (Nadaswaram Player)	2	0	2	0	0	0	2	0	2
	Trainer In Technical School And Priest	1	0	1	0	0	0	1	0	1
	Programme Unit	0	0	0	1	0	1	1	0	1
	Vedic Priest	2	0	2	0	0	0	2	0	2
	"Volontaire De Solidarite Internationale (VSI)"	0	0	0	2	0	2	2	0	2
	"Volontaire Internationale En Enterprise (VIE)"	0	0	0	5	3	8	5	3	8
	Voluntary Religious Minister	2	0	2	0	0	0	2	0	2
	Volunteer Conservation Biologist	3	3	6	0	0	0	3	3	6
	Welder General	2	0	2	0	0	0	2	0	2
	Welder, Tig	2	0	2	0	0	0	2	0	2
	Workplace And Facilities Officer	1	0	1	0	0	0	1	0	1
	Wrestling Coach	1	0	1	0	0	0	1	0	1
	Sub Total	548	107	655	23	11	34	571	118	689
Private Household With Employed Persons	Administrative And Commercial Assistant	0	1	1	0	0	0	0	1	1
	Babysitter	0	4	4	0	0	0	0	4	4
	Care Assistant	0	1	1	0	0	0	0	1	1
	Caregiver	1	0	1	0	0	0	1	0	1
	Carer	80	92	172	0	0	0	80	92	172
	Carpenter	1	0	1	0	1	1	1	1	2
	Cook	2	2	4	0	0	0	2	2	4
	Cook, Gardener And Housekeeper	1	0	1	0	0	0	1	0	1
	Director	0	1	1	0	0	0	0	1	1
	Domestic Assistant	0	0	0	0	0	0	0	0	0
	Domestic Carer	1	0	1	0	0	0	1	0	1
	Domestic Helper	0	1	1	0	0	0	0	1	1

Table 38 (Cont'd)- Number of valid work permits and certificates of exemption by industrial group, occupation & sex, as at end of March 2024

Industrial Group	Occupation	Valid Work Permits			Certificates of Exemption			Grand Total		
		Male	Female	Both sexes	Male	Female	Both sexes	Male	Female	Both sexes
Private Household With Employed Persons (Cont'd)	Domestic Service Carer	0	2	2	0	0	0	0	2	2
	Domestic Worker	0	2	2	0	0	0	0	2	2
	Handyman	1	0	1	0	0	0	1	0	1
	House Assistant (Household Employee/Cook)	0	1	1	0	0	0	0	1	1
	House Maid	0	2	2	0	0	0	0	2	2
	Household Worker	5	6	11	0	0	0	5	6	11
	Housekeeper	1	7	8	0	0	0	1	7	8
	Maid	36	11	47	0	0	0	36	11	47
	Nanny	0	9	9	0	0	0	0	9	9
	Sub Total	129	142	271	0	1	1	129	143	272
Extra-territorial Organisations and Bodies	Administrative And Technical Staff	0	0	0	1	0	1	1	0	1
	Adviser And Manager	0	0	0	1	0	1	1	0	1
	"Agent Administratif"	0	0	0	4	5	9	4	5	9
	" Attache De Cooperation Educative Au Service De Cooperation Et D'Action Culturelle (SCAC)"	0	0	0	1	0	1	1	0	1
	Caregiver	0	0	0	0	1	1	0	1	1
	"Chef Regional De Securite Operationnel"	0	0	0	1	0	1	1	0	1
	Chief Of Mission	0	0	0	0	2	2	0	2	2
	Commonwealth National Climate Finance Adviser	0	0	0	1	0	1	1	0	1
	'Consule Ajointe/ Secretaire Generale'	0	0	0	1	1	2	0	1	1
	" Consule Ajointe / Cheffe De Chancellerie "	0	0	0	0	1	1	0	1	1
	Consultant	0	0	0	0	1	1	0	1	1
	Cook	0	0	0	2	0	2	2	0	2
	"Expert Confirme En Gestion De Programmes De Securite Alimentaire Et Nutritionnelle"	0	0	0	1	0	1	1	0	1
	Fisheries Mcs Expert	0	0	0	1	0	1	1	0	1
	Housekeeper Of Ms. Abigail Lynn Unger, Office Management Specialist	0	0	0	0	1	1	0	1	1
	Individual Contractor	0	0	0	0	1	1	0	1	1
	Individual Contractor For Grassroots Project	0	0	0	0	1	1	0	1	1
	Maid	0	0	0	0	2	2	0	2	2
	Personal Nanny & Housekeeper Of Ms. Alia Hirji, Chief Of Mission	0	0	0	0	1	1	0	1	1
	Research Intern	0	0	0	0	1	1	0	1	1
	Senior Domestic Worker	0	0	0	0	1	1	0	1	1
	"Volontaire De Solidarite Internationale (VSI)"	0	0	0	1	2	3	1	2	3
	"Volontaire Internationale (VI) En Tant Que Charge De Mission Economique"	0	0	0	1	0	1	1	0	1
	"Volontaire Internationale En Entreprise (VIE)"	0	0	0	11	14	25	11	14	25
	Sub Total	0	0	0	26	35	61	26	35	61
Total		29454	4749	34203	6934	149	7083	36388	4898	41286

SECTION II



Section II - Rodrigues

1. Introduction

This section presents data on registered jobseekers for Rodrigues Island. The functioning of the Employment Information Centre in Rodrigues is similar to that in Mauritius.

2. Registered Unemployed

The number of registered unemployed as at the end of March 2024 was 3,460 (1,331 males and 2,129 females), while the number of registrants in employment amounted to 1,132 consisting of 510 males and 622 females (Table 1.1). 46% of the unemployed persons were aged between 16 and 29 years (Table 1.2).

Table 1.1 - Number of registered Unemployed and In Employment jobseekers by sex, as at end March 2024

Registered Jobseekers	Male	Female	Both sexes
Unemployed	1,331	2,129	3,460
In Employment	510	622	1,132
Total	1,841	2,751	4,592

Table 1.2 - Number of registered unemployed and in employment by sex and age group, as at end March 2024

Age group	Unemployed						In employment						Total					
	Male		Female		Total		Male		Female		Total		Male		Female		Total	
	Number	%	Number	%	Number	%	Number	%	Number	%	Number	%	Number	%	Number	%	Number	%
16 - 29	630	47	964	45	1,594	46	249	49	315	51	564	50	879	48	1,279	46	2,158	47
30 - 39	342	26	732	34	1,074	31	149	29	222	36	371	33	491	27	954	35	1,445	31
40+	359	27	433	20	792	23	112	22	85	14	197	17	471	26	518	19	989	22
Total	1,331	100	2,129	100	3,460	100	510	100	622	100	1,132	100	1,841	100	2,751	100	4,592	100

The educational attainment of unemployed registrants was mainly in the category “Form I to V (including SC failed)” at 38%. Only 87 registrants had their Higher School Certificate. The length of unemployment of 18% of the registered unemployed was less than 2 years, and about 68% had been looking for work for 5 years or more. The average length of registration worked out to 4.1 years (Tables 1.3 and 1.4).

Table 1.3 - Registered unemployed jobseekers by qualification and sex, as at end of March 2024

Qualification	Male		Female		Total	
	Number	%	Number	%	Number	%
Education Nil + Std VI Failed	489	37	384	18	873	25
Standard VI Passed	178	13	237	11	415	12
Form I to V (including SC failed)	419	31	905	43	1,324	38
SC	209	16	509	24	718	21
HSC	24	2	63	3	87	3
Professional	12	1	31	1	43	1
Total	1,331	100	2,129	100	3,460	100

As regards previous work experience, 498 registrants had, in the past, worked or were qualified to work as “*Craft & Related Trades Workers*”. The proportion of those who have never worked and did not possess any technical or professional qualifications is higher among female unemployed; 13% of the latter have never worked, compared to 4% of males unemployed (Table 1.5).

3. New registrants and re-registrants

For the month of March 2024, 67 new unemployed jobseekers have registered themselves consisting of 34 males and 33 females. The number of unemployed re-registrants and the number of unemployed jobseekers who reported for maintaining their registration are 66 (42 males and 24 females) and 955 (363 males and 592 females) respectively.

For in employment, there were 5 new registrant (2 males and 3 females) and 11 re-registrants (4 males and 7 females). 323 (149 males and 174 females) in employment registrants reported to the Employment Information Centres to maintain their registration (Table 1.6).

4. Registered unemployed with disabilities

Among the 3,460 unemployed registrants, there were 12 persons with disabilities who were looking for work comprising of 7 males and 5 females (Table 1.7).

Table 1.4 - Number of registered unemployed by qualification, length of registration, sex and age-group, Island of Rodrigues, as at end of March 2024

Qualification	Age-group Length of Registration	Male					Female					Both sexes				
		16 - 19	20 - 29	30 - 39	40+	Total	16 - 19	20 - 29	30 - 39	40+	Total	16 - 19	20 - 29	30 - 39	40+	Total
Education Nil +Std VI Failed	Less than 1 year	3	10	8	13	34	2	12	3	5	22	5	22	11	18	56
	1 yr but < 2 yrs	2	15	8	10	35	1	14	5	8	28	3	29	13	18	63
	2 yrs but < 3 yrs	0	6	5	3	14	0	3	4	6	13	0	9	9	9	27
	3 yrs but < 4 yrs	0	7	2	3	12	0	4	4	4	12	0	11	6	7	24
	4 yrs but < 5 yrs	0	7	3	5	15	0	2	5	3	10	0	9	8	8	25
	5 yrs and above	0	22	107	250	379	0	18	101	180	299	0	40	208	430	678
	Total	5	67	133	284	489	3	53	122	206	384	8	120	255	490	873
Standard VI (Passed)	Less than 1 year	5	11	1	2	19	21	15	1	0	37	26	26	2	2	56
	1 yr but < 2 yrs	1	14	2	1	18	0	10	6	2	18	1	24	8	3	36
	2 yrs but < 3 yrs	0	2	2	0	4	0	2	3	1	6	0	4	5	1	10
	3 yrs but < 4 yrs	0	3	1	0	4	0	2	2	0	4	0	5	3	0	8
	4 yrs but < 5 yrs	0	3	0	0	3	0	6	0	1	7	0	9	0	1	10
	5 yrs and above	0	45	55	30	130	0	55	69	41	165	0	100	124	71	295
	Total	6	78	61	33	178	21	90	81	45	237	27	168	142	78	415
Form I to V (including SC failed)	Less than 1 year	19	18	1	1	39	25	22	3	0	50	44	40	4	1	89
	1 yr but < 2 yrs	9	43	3	1	56	7	56	3	1	67	16	99	6	2	123
	2 yrs but < 3 yrs	0	39	0	0	39	0	30	3	1	34	0	69	3	1	73
	3 yrs but < 4 yrs	0	28	2	0	30	0	42	4	0	46	0	70	6	0	76
	4 yrs but < 5 yrs	0	29	1	2	32	0	44	4	2	50	0	73	5	4	82
	5 yrs and above	0	88	102	33	223	0	194	328	136	658	0	282	430	169	881
	Total	28	245	109	37	419	32	388	345	140	905	60	633	454	177	1,324

Table 1.4 (cont'd) - Number of registered unemployed by qualification, length of registration, gender and age group, Island of Rodrigues, as at end of March 2024

Qualification	Age-group Length of Registration	Male					Female					Both sexes				
		16 - 19	20 - 29	30 - 39	40+	Total	16 - 19	20 - 29	30 - 39	40+	Total	16 - 19	20 - 29	30 - 39	40+	Total
SC	Less than 1 year	15	25	0	0	40	21	22	1	0	44	36	47	1	0	84
	1 yr but < 2 yrs	3	19	0	0	22	2	33	0	0	35	5	52	0	0	57
	2 yrs but < 3 yrs	0	16	0	0	16	0	30	0	0	30	0	46	0	0	46
	3 yrs but < 4 yrs	0	10	0	0	10	0	24	0	1	25	0	34	0	1	35
	4 yrs but < 5 yrs	0	17	0	0	17	0	32	0	1	33	0	49	0	1	50
	5 yrs and above	0	63	36	5	104	0	142	163	37	342	0	205	199	42	446
	Total	18	150	36	5	209	23	283	164	39	509	41	433	200	44	718
HSC	Less than 1 year	1	11	0	0	12	5	12	0	0	17	6	23	0	0	29
	1 yr but < 2 yrs	0	2	0	0	2	0	6	0	0	6	0	8	0	0	8
	2 yrs but < 3 yrs	0	4	0	0	4	0	9	0	0	9	0	13	0	0	13
	3 yrs but < 4 yrs	0	1	0	0	1	0	3	0	0	3	0	4	0	0	4
	4 yrs but < 5 yrs	0	2	0	0	2	0	4	0	0	4	0	6	0	0	6
	5 yrs and above	0	3	0	0	3	0	13	11	0	24	0	16	11	0	27
	Total	1	23	0	0	24	5	47	11	0	63	6	70	11	0	87
Professional	Less than 1 year	0	1	0	0	1	0	4	1	0	5	0	5	1	0	6
	1 yr but < 2 yrs	0	2	0	0	2	0	0	0	0	0	0	2	0	0	2
	2 yrs but < 3 yrs	0	1	0	0	1	0	1	0	0	1	0	2	0	0	2
	3 yrs but < 4 yrs	0	0	0	0	0	0	0	0	0	0	0	0	0	0	0
	4 yrs but < 5 yrs	0	1	0	0	1	0	0	0	0	0	0	1	0	0	1
	5 yrs and above	0	4	3	0	7	0	14	8	3	25	0	18	11	3	32
	Total	0	9	3	0	12	0	19	9	3	31	0	28	12	3	43
Grand Total		58	572	342	359	1,331	84	880	732	433	2,129	142	1,452	1,074	792	3,460

Figure 7 - Registered unemployed (%) by educational attainment for Island of Rodrigues, as at end of March 2024

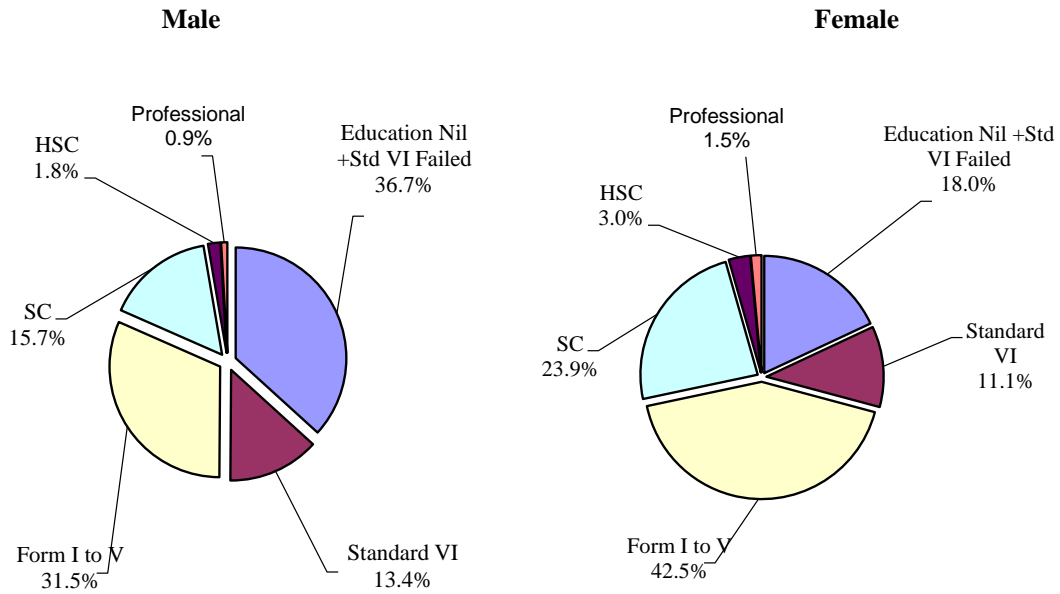


Figure 8 - Number of registered unemployed by age group & sex for Island of Rodrigues, as at end of March 2024

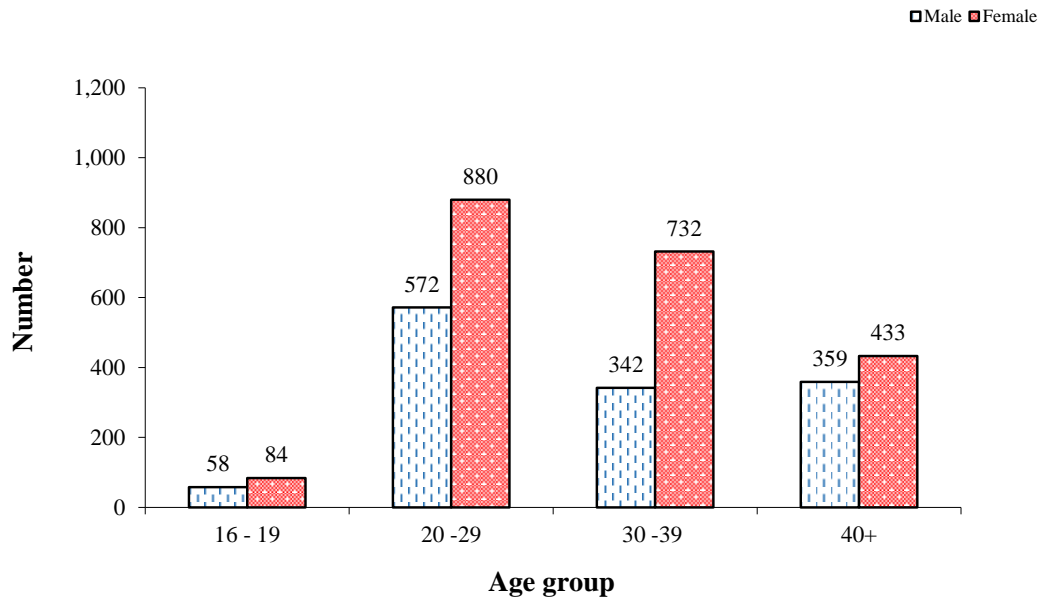


Table 1.5 - Number of registered unemployed by occupational group and sex, Island of Rodrigues, as at end of March 2024

Occupational group	Male	Female	Both sexes
Managers	3	8	11
Professionals	16	22	38
Technicians & Associate Professionals	35	90	125
Clerical support workers	21	170	191
Service & sales workers	112	574	686
Skilled agricultural, forestry & fishery workers	142	56	198
Craft & related trades workers	306	192	498
Plant & machine operators & assemblers	98	45	143
Elementary occupations	543	702	1,245
New workers seeking employment	55	270	325
Total	1,331	2,129	3,460

Table 1.6 - Number of Unemployed and In Employment new registrants, re-registrants & those who reported for maintaining their registration by sex, Island of Rodrigues, March 2024

Type of registration	Unemployed			In Employment			Total		
	Male	Female	Both sexes	Male	Female	Both sexes	Male	Female	Both sexes
New Registration	34	33	67	2	3	5	36	36	72
Re-registration	42	24	66	4	7	11	46	31	77
Reported	363	592	955	149	174	323	512	766	1,278
Total	439	649	1,088	155	184	339	594	833	1,427

Table 1.7 - Number of registered unemployed with disabilities by nature of disability and sex, Island of Rodrigues, as at end of March 2024

Nature of disability	Male	Female	Both sexes
Abnormal movement of body parts	0	1	1
Deformation of body parts since birth	1	0	1
Disabled following surgical operation or illness	2	1	3
Disabled due to accidents	1	0	1
Epileptic	1	1	2
Partly Blind	1	1	2
Partly Deaf	1	1	2
Total	7	5	12

GLOSSARY

Active Population or Labour Force - active population or labour force is made up of employed and unemployed population.

Activity Rate - activity rate is the ratio (%) of labour force to population aged 16+ (active and inactive population)

Back to Work Programme (BTWP) - a programme launched in June 2015, is meant for women above 35 years of age to enable them take up or resume employment. All women should register first as unemployed at the EIC before applying at BTWP.

Certificate of Exemption- the Employment (Non-Citizens) (Restriction) Exemptions Regulations 1970, stipulates that certain categories of expatriates are exempted from a work permit during his/her period of employment in Mauritius.

De-Registration - jobseekers who fail to maintain their registration during the month and consequently their applications are removed from the live register and placed in a dormant register.

Disability - any limitation to perform a daily life activity in a manner considered normal for persons of their age.

Dual Training Programme (DTP) - a programme launched in 2015 is a mix of practical on-the-job training and classroom studies. The main objective of the DTP is to address the problem of skills mismatch in the labour market and to ensure the availability of skilled manpower for employers.

Educational attainment - the highest level of education completed, whereas for persons attending school, it refers to the standard, form or course being attended.

Employment - employed population aged 16 years and above (16+) who have worked for pay, profit or family gain for at least one hour during the reference week of a month. It includes those who are temporarily absent from work for reasons such as leave with pay, leave without pay and temporary disorganisation of work (bad weather, breakdown of equipment, lack of order, etc.).

Employment Information Centres (EIC) - the thirteen public Employment Office found in Mauritius and one in Rodrigues where among others attention is being given to jobseekers.

Industrial Group - the national classification based on ISIC (International Industrial Classification of Economic Activities) Rev 3 of United Nations is the reference classification of productive activities. Its main purpose is to provide a set of activity categories that can be utilised for the collection and reporting of statistics according to such activities.

In-employment jobseekers at EIC - persons who are in some sort of employment and are in search of a well remunerated or secured job.

Inflation rate - inflation rate as measured by the Consumer Price Index (CPI) is the percentage change in the level of prices from one period to another. It is measured by comparing the average level of prices during a twelve-month period with the average level during the corresponding previous twelve-month period. The CPI is an indicator of changes over time in the general level of goods and services acquired by Mauritian consumers.

Jobseeker - Any citizen of Mauritius aged 16 years and above who is actively looking for employment and is available to work.

Job Management System - The website of the National Employment Department, where employers and jobseekers interact freely. The website <https://mauritiusjobs.govmu.org> was launched in June 2014. Jobseekers register their Curriculum Vitae (CV) and apply for jobs; while employers input vacancies and search for candidates.

Labour migration - The movement of people from one country to another for employment in a better environment.

Live Register - the database of jobseekers who are registering at the National Employment Department.

Magazine de L'Emploi et des Metiers - A television programme for broadcast of vacancies and information on the world of work. It also includes radio talk shows and debates on television relating to the labour market.

New registrant - a jobseeker who apply for registration for the first time at the National Employment Department.

New and renewed work permit - Each time when enterprises initially apply for the work permit of foreign workers for the first time at the Ministry of Labour, Human Resource Development and

Training and employ them for the first time, the work permit is considered as new. In case the foreigners move from the actual enterprise for another enterprise, the valid work permit is cancelled and again a new work permit rather than renewed work permit is issued. But in case of expiry of the current work permit and the foreign worker is still working for the same enterprise, the work permit is renewed. Applications should be submitted two months prior to the expiry of the current work permit. Applications for renewal of work permits received after expiry of current work permits is not accepted

Occupational Group - the National Classification of Occupations 2009 (NCO-09) adopted from International Standards Classification of Occupations 2008 (ISCO-08) which is a document of the International Labour Organisation (ILO) and is a tool for organising jobs in a clearly defined set of groups and according to the specificity of the tasks and duties undertaken in the job.

Placement - the offer of a decent and remunerative job/internship to a jobseeker.

Public Sector - It comprises of organisations that are owned and operated by Government and exist to provide services for its citizens.

Real Gross Domestic Product (GDP) Growth Rate - the rate of change that GDP at basic prices (amount receivable by the producer exclusive of taxes and inclusive of subsidies on products) changes/grows from one year to another after removing price effect. GDP is the aggregate money value of all goods and services produced within a country out of economic activity during a specified period, usually a year, before provision for the consumption of fixed capital.

Registered unemployed and in-employment at EIC - Only those persons who actively and continuously maintain their registration at EIC are included as registered. The live register comprise of new registrants, re-registrants and those maintaining their registration.

Reported - jobseekers who are maintaining their names on the live register of the National Employment Department.

Re-registrants - those who have ceased registration for a period not exceeding two years, and come back to be re-admitted on the live register. If the break is more than two years then the case will be considered as a new one.

Trainee Engineer Scheme – Government announced a special scheme in the Budget Programme 2016 – 2017. The scheme aimed at providing practical training for graduates in Engineering in order to enable

them to qualify for registration with the Council of Registered Professional Engineers (CRPE) of Mauritius and to operate as full-fledged Engineers.

Unemployment (Continuous Multi-Purpose Household Survey) - unemployment population comprise all Mauritians aged 16+ who are not working but who are looking for work and are available for work during the reference period.

Unemployed registered jobseekers at EIC - jobseekers aged 16 years and above registered as unemployed at EIC who are without work, currently available for work and actively seeking for work limited to Mauritian citizen residing in Mauritius and Rodrigues Island.

Unemployment rate - unemployment rate is the ratio (%) of unemployment to labour force.

Vacancy - a position in an enterprise that is vacant and a call for suitable candidate is being made.

Valid work permit - The non-citizens (Employment Restriction) Act 1973, stipulates that a non-citizen shall not engage in any occupation in Mauritius for reward or profit or be employed in Mauritius unless there is in force in relation to him a valid permit and he engages in the occupation, or is employed in accordance with any condition which may be specified in the permit. The Act also stipulates that “no person shall have a non-citizen in his employment in Mauritius without there being in force a valid permit in relation to that employment.”

Work Permit - a legal document authorising a person under certain conditions to take employment in Mauritius.

Workfare Programme - The Workfare Programme (WP) was initiated by Government to protect laid off workers in the difficult phase of their lives by providing them financial relief and assistance in terms of job placement, training /re-skilling and starting up a business. It has been incorporated in the new Labour Laws under the Employment Rights Act 2008 and became effective following proclamation of the Act on 02 February 2009.

Youth Employment Programme (YEP) - a programme which started in 2013 for unemployed youth aged between 16 and 35 years and provides them with training and placement in an enterprise for an initial period of one year with the possibility of one additional year of placement with another enterprise. All youth should register first as unemployed at the EIC before applying at YEP.



NATIONAL EMPLOYMENT DEPARTMENT

11th Floor, Victoria House,
C/r St Louis & Barracks Streets,
Port-Louis

■ Mauritius Jobs
405 0129
<https://mauritiusjobs.govmu.org/>

■ Back To Work Programme
405 0120 / 405 0121
www.backtowork.mu

■ Dual Training Programme
405 0123
<https://mauritiusjobs.govmu.org/>

■ Youth Employment Programme
405 0111 / 36
405 0185 / 82
www.yep.mu

■ Labour Market Information System
405 0126 / 27
<https://mauritiusjobs.govmu.org/>

■ Trainee Engineer Scheme
405 0131 / 405 0122
<https://mauritiusjobs.govmu.org/>